



Ministry of National Health Services,
Regulation and Coordination,
Government of Pakistan



Ministry of National Health Services Regulations and Coordination
.....



Weekly Epidemiological Bulletin

Integrated Disease Surveillance and response system

Islamabad week 29-2025 (14 July 2025 – 20 July, 2025)

Highlight

Table 1: District Most Frequently Suspected Cases Reported During Epidemiological week-29

Disease	AD	ILI	B. Diarrhea	Measles	Chick enpox	Viral Hep B C & D	Malaria	Tuberculosis	ALRI < 5 years
CHC Shah Allah Ditta	30	35							
CHC Kirpa	12	64							
CHC Rawat	39	89							
RHC Bhara kahu	16	30							
RHC Tarlai	43	81	01						03
RHC Sihala	13	49							
BHU Gagri	18	30							
BHU Bhukhar	19	19	01						
BHU Bhimber Trar	03	06							
BHU Jagiot	23	0							
BHU Jhang Syedan	18	33	01				01	01	
BHU Chirrah	21	22							
BHU Tumair	04	11							
BHU Pind Begwal	28	19							
BHU Phulgran	31	43							
BHU Shahdara	04	13							
BHU Sohan	11	07							
Humak Dispensary	17	26	02						
BHU Golra Sharif	25	13	01						
BHU Gokina	10	25							
CHC G-13	05	34							01
CHH Tarnol	15	09							
CHH Bari Imam	10	15							



Ministry of National Health Services,
Regulation and Coordination,
Government of Pakistan



Ministry of National Health Services Regulations and Coordination
.....



Table 2: Showing week 27-2025 to 29-2025 IDSR –SITUATION REPORT

S No.		Week 27	Week 28	Week 29
1	Number of sites Reported	23	23	23
2	Influenza like Illness	588	689	683
3	AD (non-Cholera)	334	478	415
4	Bloody Diarrhea	06	03	06
5	Chickenpox/Varicella	01	02	0
6	Malaria	0	03	01
7	ALRI < 5 years	03	03	04
8	Measles	01	02	0
9	Typhoid	0	0	01
10	Dengue	0	0	0



Ministry of National Health Services,
Regulation and Coordination,
Government of Pakistan



Ministry of National Health Services Regulations and Coordination
.....



Week wise case report of AD & ILI, ICT

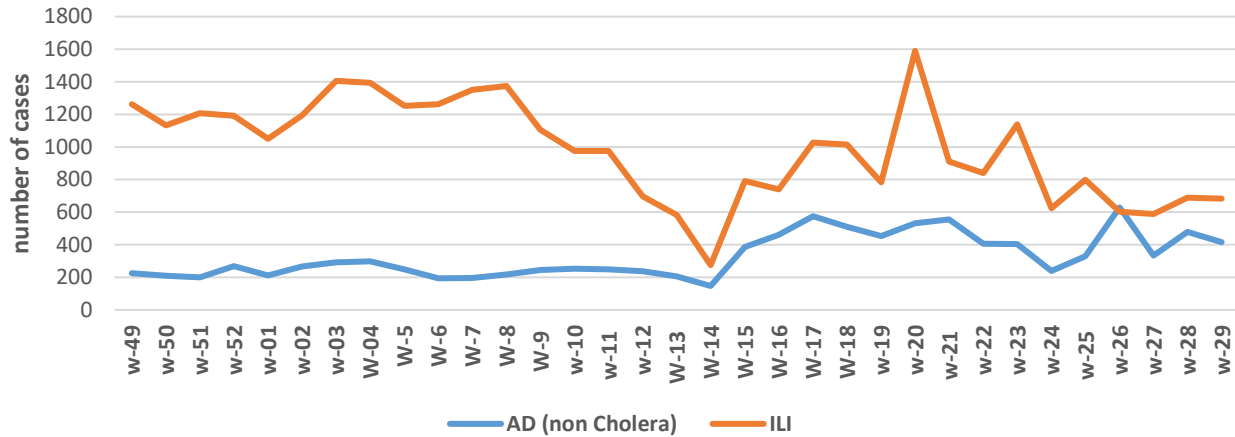


Figure 1: In week 29-2025, disease trends of ILI and acute diarrhea (non-cholera).

Disease Status for Suspected Cases of Epid-Week 29-2025

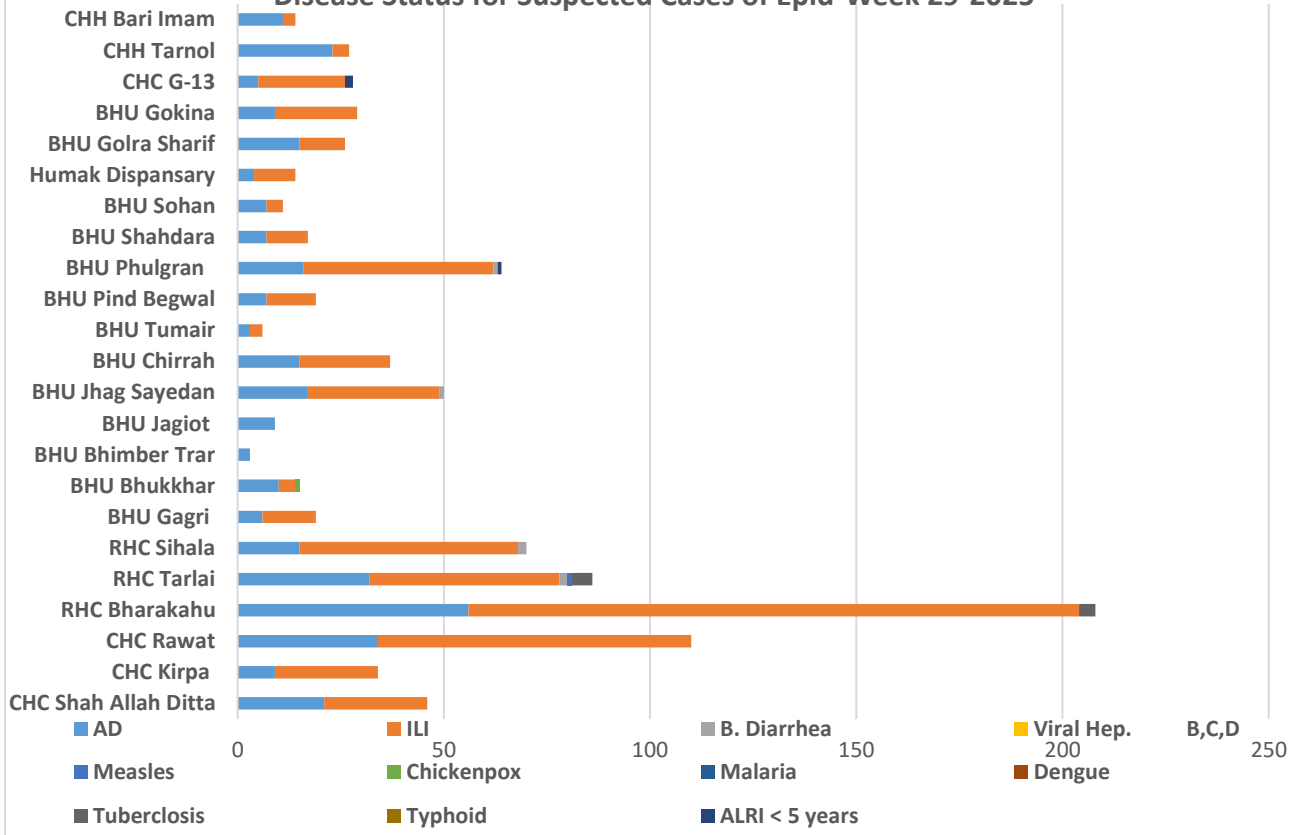


Figure 2: In week 29-2025, ILI has the upper trend with 683 cases followed by acute diarrhea (non-cholera) 415 cases.



Ministry of National Health Services,
Regulation and Coordination,
Government of Pakistan



Ministry of National Health Services Regulations and Coordination



Most frequently reported cases during epid week 19-2025 to 29- 2025



	AD	ILI	B. Diarrhea	Malaria	Measles	Viral Hep	Chickenpox	Dengue	Tuberculosis	Typhoid	ALRI < 5 years
week 19-2025	454	783	2	0	0	0	0	0	6	0	7
week 20-2025	531	1100	5	0	0	0	11	0	12	0	9
week 21-2025	556	910	5	0	0	0	4	0	3	0	6
week 22-2025	407	841	7	1	1	0	7	0	11	0	9
week 23-2025	404	1139	8	1	0	1	2	0	6	0	4
week 24-2025	240	624	2	0	1	0	2	0	4	0	6
week 25-2025	330	799	2	0	1	1	8	0	4	0	5
week 26-2025	329	602	3	0	0	1	4	0	0	0	2
week 27-2025	334	588	6	0	1	0	1	0	9	0	3
week 28-2025	478	689	3	3	2	2	2	0	14	0	3
week 29-2025	415	683	6	1	0	0	0	0	1	1	4

■ week 19-2025 ■ week 20-2025 ■ week 21-2025 ■ week 22-2025 ■ week 23-2025 ■ week 24-2025
■ week 25-2025 ■ week 26-2025 ■ week 27-2025 ■ week 28-2025 ■ week 29-2025

Figure 3: There is decrease in number of AD (non-Cholera) & ILI Cases in week 29-2025.

COVID highlight

Sampling Reports Jul 14th to 20th Jul. 2025

Total Positive	Total Negative	Total Pending	Total Sample Taken
0	0	0	0

Table 3: Showing 0 % positivity rate during epidemiological week 29-2025.



Ministry of National Health Services,
Regulation and Coordination,
Government of Pakistan



Ministry of National Health Services Regulation and Coordination



Dengue Situation Report



OFFICE OF THE DISTRICT HEALTH OFFICER ISLAMABAD, ICT ACTIVITY REPORT OF DENGUE POSITIVE CASES, ADMITTED IN ISLAMABAD RELEASED ON 25 JULY 2025 (DATA FROM 1 JANUARY TO 25 JULY 2025, 3:00 PM)

A. Patients Count

New Patients in Last 24 Hour	Rural Area Patients		Urban Area Patients		Total Patients in Islamabad	Registration of patients from other districts in ISB	Wrong address, Number & duplicate
	Last 24 Hour	Total cases	Last 24 Hour	Total cases			
1	1	6	0	1	7	0	0

B. Hospital Admission

S. No	Name of Hospital	Last 24-Hour Patients	Total Patients	Deaths	
				Number	UC/Sector
1	PAKISTAN INSTITUTE OF MEDICAL SCIENCES (PIMS)	0	0	0	
2	FG POLY CLINIC HOSPITAL	0	0	0	
3	CAPITAL HOSPITAL	0	0	0	
4	FEDERAL GENERAL HOSPITAL	0	0	0	
5	B.B HOSPITAL (RWP)	0	0	0	
6	HOLY FAMILY HOSPITAL (RWP)	1	6	0	
7	DHQ HOSPITALS (RWP)	0	0	0	
8	PRIVATE LABORATORY/Others	0	1	0	
Total		1	7	0	

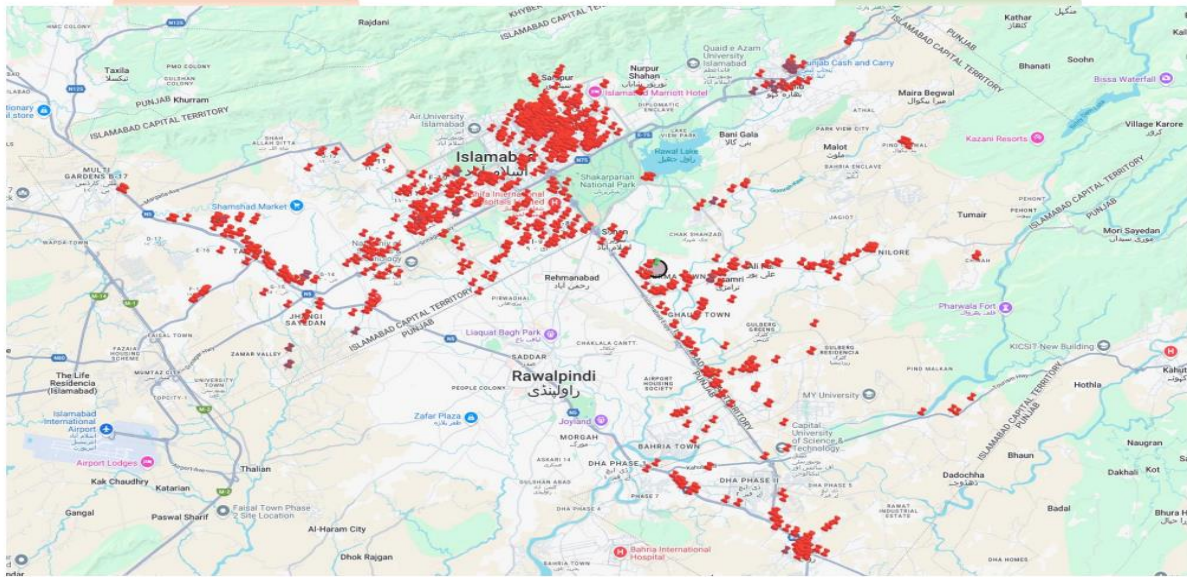
C. Response by Teams

Rural							Urban						
Cases response in rural			Action taken in rural limits				Case response in urban			Action taken in urban limits			
Total cases	Responded in 24 Hr	Total case responded	IRS 24 Hour	Total IRS	Fogging 24 Hour	Total Fogging	Total cases	Responded in 24 Hr	Total case responded	IRS 24 Hour	Total IRS	Fogging 24 Hour	Total Fogging
6	1	6	1	41	0	138	1	0	1	0	25	0	50

Dengue Larvae identification in Islamabad 1 to 25 July 2025

Positive Larvae
1528

Negative Larvae
329





Ministry of National Health Services,
Regulation and Coordination,
Government of Pakistan



Ministry of National Health Services Regulations and Coordination
.....



WHO

Clinical Snapshots from Health Facilities





Ministry of National Health Services,
Regulation and Coordination,
Government of Pakistan



Ministry of National Health Services Regulations and Coordination
.....



Public Health Field Activities

