



Ministry of National Health Services,
Regulation and Coordination,
Government of Pakistan



Ministry of National Health Services Regulation and Coordination
.....



Weekly Epidemiological Bulletin

Integrated Disease Surveillance and response system

Islamabad week 29-2025 (21 July 2025 – 27 July, 2025)

Highlight

Table 1: District Most Frequently Suspected Cases Reported During Epidemiological week-30

Disease	AD	ILI	B. Diarrhea	Measles	Chick enpox	Viral Hep B C & D	Malaria	Tuberculosis	ALRI < 5 years
CHC Shah Allah Ditta	45	50							
CHC Kirpa	22	62							
CHC Rawat	33	96							
RHC Bhara kahu	80	204						02	
RHC Tarlai	55	86	03		01	01		04	
RHC Sihala	24	70							
BHU Gagri	13	32							
BHU Bhukhar	41	57							
BHU Bhimber Trar	01	12							
BHU Jagiot	17	0							
BHU Jhang Syedan	28	41						01	01
BHU Chirrah	16	46							
BHU Tumair	09	02							
BHU Pind Begwal	21	32							
BHU Phulgran	29	49	01						02
BHU Shahdara	02	07							
BHU Sohan	13	08							
Humak Dispensary	17	10							
BHU Golra Sharif	23	13							
BHU Gokina	10	30	01						
CHC G-13	11	45							
CHH Tarnol	08	24			01				
CHH Bari Imam	16	15							



Ministry of National Health Services,
Regulation and Coordination,
Government of Pakistan



Ministry of National Health Services Regulations and Coordination
.....



Table 2: Showing week 28-2025 to 30-2025 IDSR –SITUATION REPORT

S No.		Week 28	Week 29	Week 30
1	Number of sites Reported	23	23	23
2	Influenza like Illness	689	683	991
3	AD (non-Cholera)	478	415	534
4	Bloody Diarrhea	03	06	05
5	Chickenpox/Varicella	02	0	02
6	Malaria	03	01	0
7	ALRI < 5 years	03	04	03
8	Measles	02	0	0
9	Typhoid	0	01	0
10	Dengue	0	0	0



Ministry of National Health Services,
Regulation and Coordination,
Government of Pakistan



Ministry of National Health Services Regulations and Coordination



Week wise case report of AD & ILI, ICT

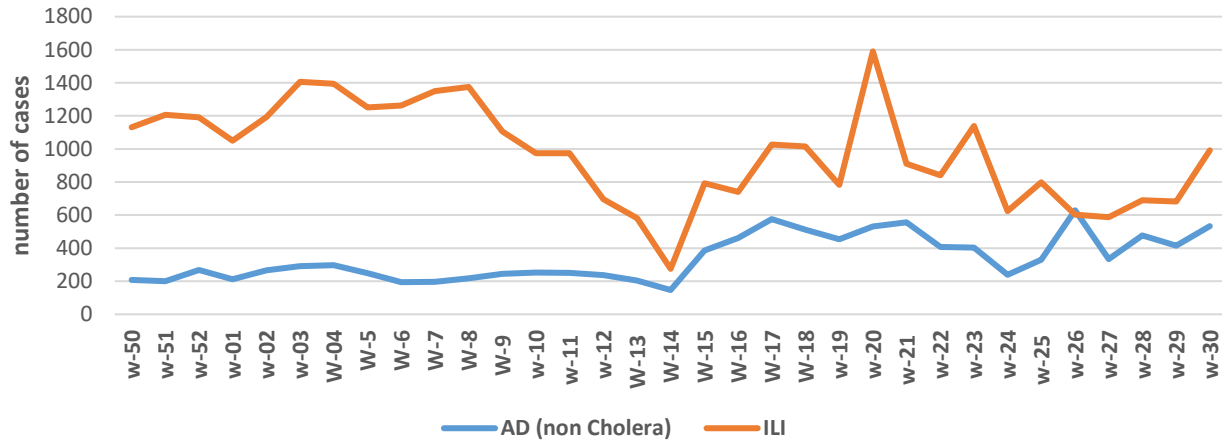


Figure 1: In week 30-2025, disease trends of ILI and acute diarrhea (non-cholera).

Disease Status for Suspected Cases of Epid-Week 30-2025

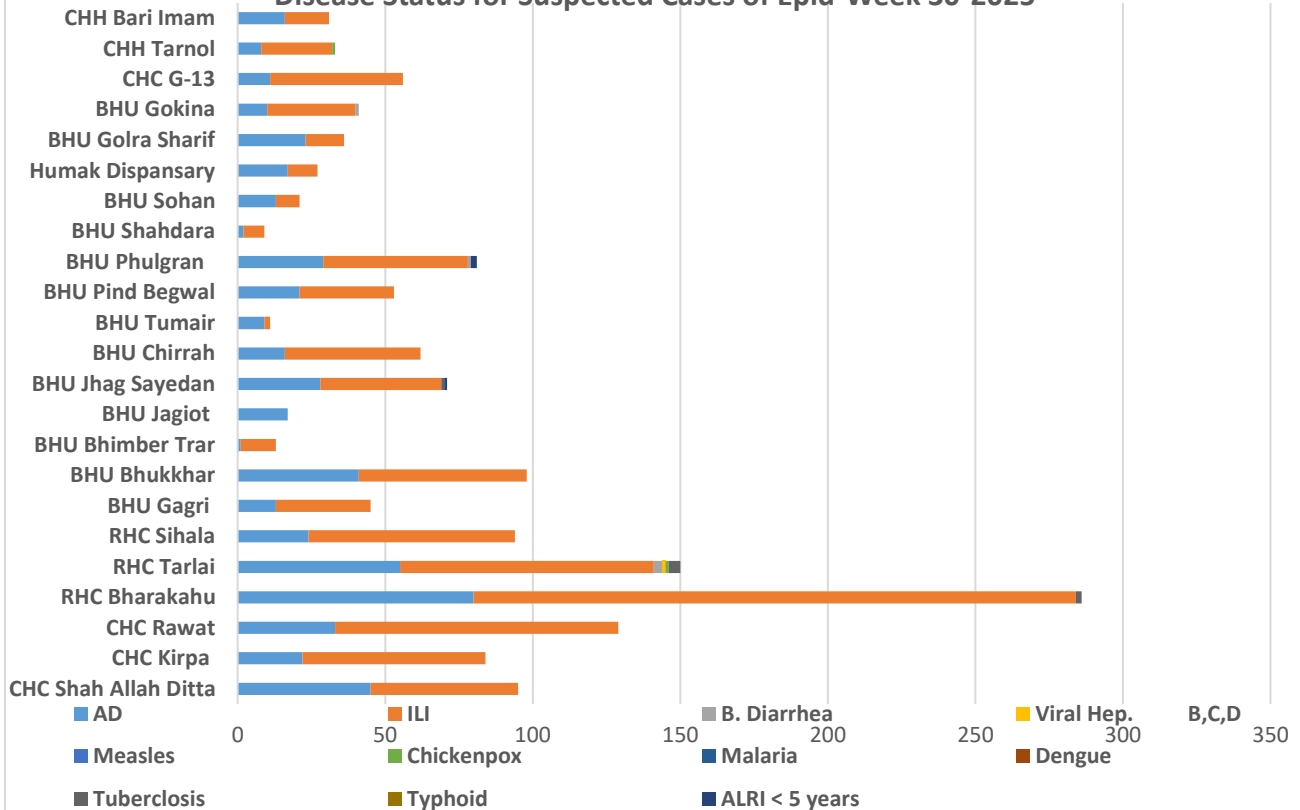


Figure 2: In week 30-2025, ILI has the upper trend with 991 cases followed by acute diarrhea (non-cholera) 534 cases.



Ministry of National Health Services,
Regulation and Coordination,
Government of Pakistan



Ministry of National Health Services Regulation and Coordination



Most frequently reported cases during epid week 20-2025 to 30-2025

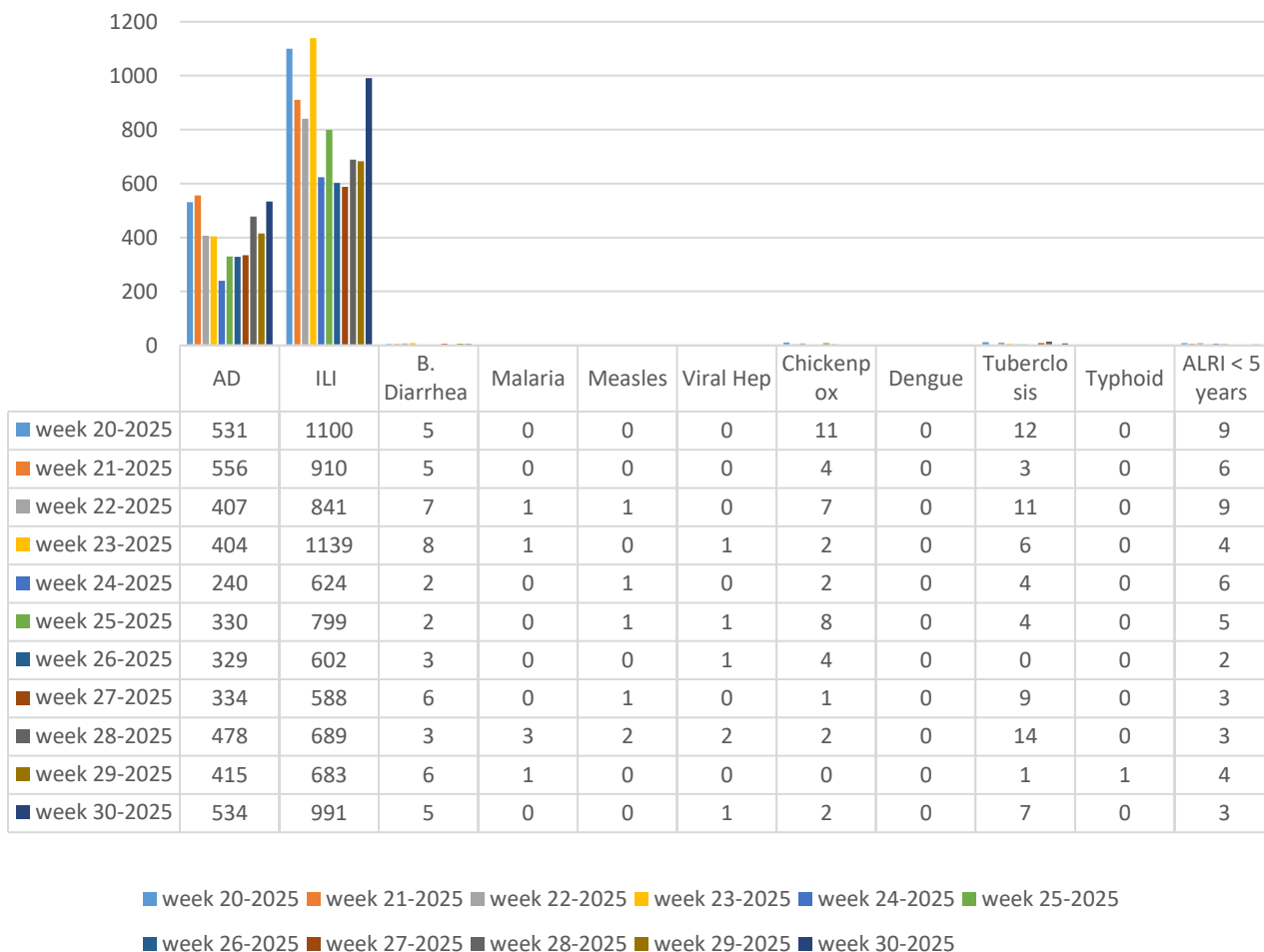


Figure 3: There is increase in number of AD (non-Cholera) & ILI Cases in week 30-2025.

COVID highlight

Sampling Reports Jul 21st to 27th Jul. 2025

Total Positive	Total Negative	Total Pending	Total Sample Taken
0	0	0	0

Table 3: Showing 0 % positivity rate during epidemiological week 30-2025.



Ministry of National Health Services,
Regulation and Coordination,
Government of Pakistan



Office of the District Health Officer
ISLAMABAD
Ministry of National Health Services Regulation and Coordination



Dengue Situation Report



OFFICE OF THE DISTRICT HEALTH OFFICER ISLAMABAD, ICT
ACTIVITY REPORT OF DENGUE POSITIVE CASES, ADMITTED IN ISLAMABAD
RELEASED ON 25 JULY 2025 (DATA FROM 1 JANUARY TO 25 JULY 2025, 3:00 PM)

A. Patients Count

New Patients in Last 24 Hour	Rural Area Patients		Urban Area Patients		Total Patients in Islamabad	Registration of patients from other districts in ISB	Wrong address, Number & duplicate
	Last 24 Hour	Total cases	Last 24 Hour	Total cases			
1	1	6	0	1	7	0	0

B. Hospital Admission

S. No	Name of Hospital	Last 24-Hour Patients	Total Patients	Deaths	
				Number	UC/Sector
1	PAKISTAN INSTITUTE OF MEDICAL SCIENCES (PIMS)	0	0	0	
2	FG POLY CLINIC HOSPITAL	0	0	0	
3	CAPITAL HOSPITAL	0	0	0	
4	FEDERAL GENERAL HOSPITAL	0	0	0	
5	B.B HOSPITAL (RWP)	0	0	0	
6	HOLY FAMILY HOSPITAL (RWP)	1	6	0	
7	DHQ HOSPITALS (RWP)	0	0	0	
8	PRIVATE LABORATORY/Others	0	1	0	
Total		1	7	0	

C. Response by Teams

Rural							Urban						
Cases response in rural			Action taken in rural limits				Case response in urban			Action taken in urban limits			
Total cases	Responded in 24 Hr	Total case responded	IRS 24 Hour	Total IRS	Fogging 24 Hour	Total Fogging	Total cases	Responded in 24 Hr	Total case responded	IRS 24 Hour	Total IRS	Fogging 24 Hour	Total Fogging
6	1	6	1	41	0	138	1	0	1	0	25	0	50

Dengue Larvae identification in Islamabad 1 to 25 July 2025

Positive Larvae
1528

Negative Larvae
329

