



Ministry of National Health Services,
Regulation and Coordination,
Government of Pakistan



Ministry of National Health Services Regulations and Coordination
.....



Weekly Epidemiological Bulletin

Integrated Disease Surveillance and response system

Islamabad week 35 -2025 (25 Aug, 2025 – 31 Aug, 2025)

Highlight

Table 1: District Most Frequently Suspected Cases Reported During Epidemiological week-35

Disease	AD	ILI	B. Diarrhea	Measles	Chick enpox	Viral Hep B C & D	Malaria	Tuberculosis	ALRI < 5 years
CHC Shah Allah Ditta	39	43							
CHC Kirpa	09	109							
CHC Rawat	77	167							
RHC Bhara kahu	106	381			01			07	
RHC Tarlai	58	129	11					12	
RHC Sihala	15	119							
BHU Gagri	22	46							
BHU Bhukhar	26	73			01				
BHU Bhimber Trar	0	04							
BHU Jagiot	23	0							
BHU Jhang Syedan	25	54	01						
BHU Chirrah	15	48							
BHU Tumair	04	11							
BHU Pind Begwal	21	56							
BHU Phulgran	23	53	01						01
BHU Shahdara	01	26							
BHU Sohan	15	11							
Humak Dispensary	11	28	01						
BHU Golra Sharif	22	14							
BHU Gokina	03	30							
CHC G-13	19	55							
CHH Tarnol	14	08							
CHH Bari Imam	19	35							



Ministry of National Health Services,
Regulation and Coordination,
Government of Pakistan



Ministry of National Health Services Regulations and Coordination
.....



Table 2: Showing week 33-2025 to 35-2025 IDSR –SITUATION REPORT

S No.		Week 33	Week 34	Week 35
1	Number of sites Reported	23	23	23
2	Influenza like Illness	834	1217	1500
3	AD (non-Cholera)	393	531	567
4	Bloody Diarrhea	05	11	14
5	Chickenpox/Varicella	03	01	02
6	Malaria	01	03	0
7	ALRI < 5 years	03	02	01
8	Measles	01	0	0
9	Typhoid	01	01	01
10	Dengue	0	0	01



Ministry of National Health Services,
Regulation and Coordination,
Government of Pakistan



Office of the District Health Officer
ISLAMABAD
Ministry of National Health Services Regulations and Coordination



Week wise case report of AD & ILI, ICT

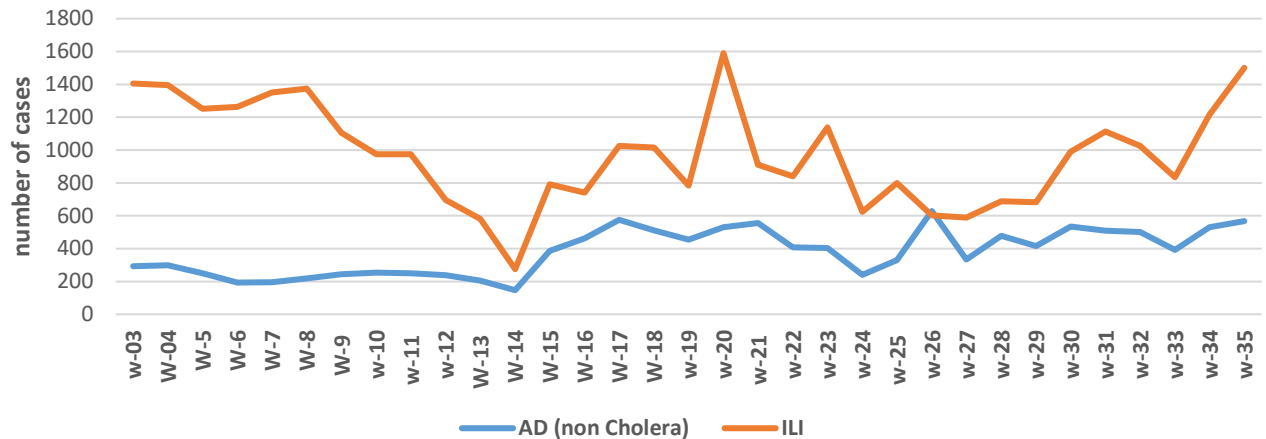


Figure 1: In week 35-2025, disease trends of ILI and acute diarrhea (non-cholera).

Disease Status for Suspected Cases of Epid-Week 34-2025

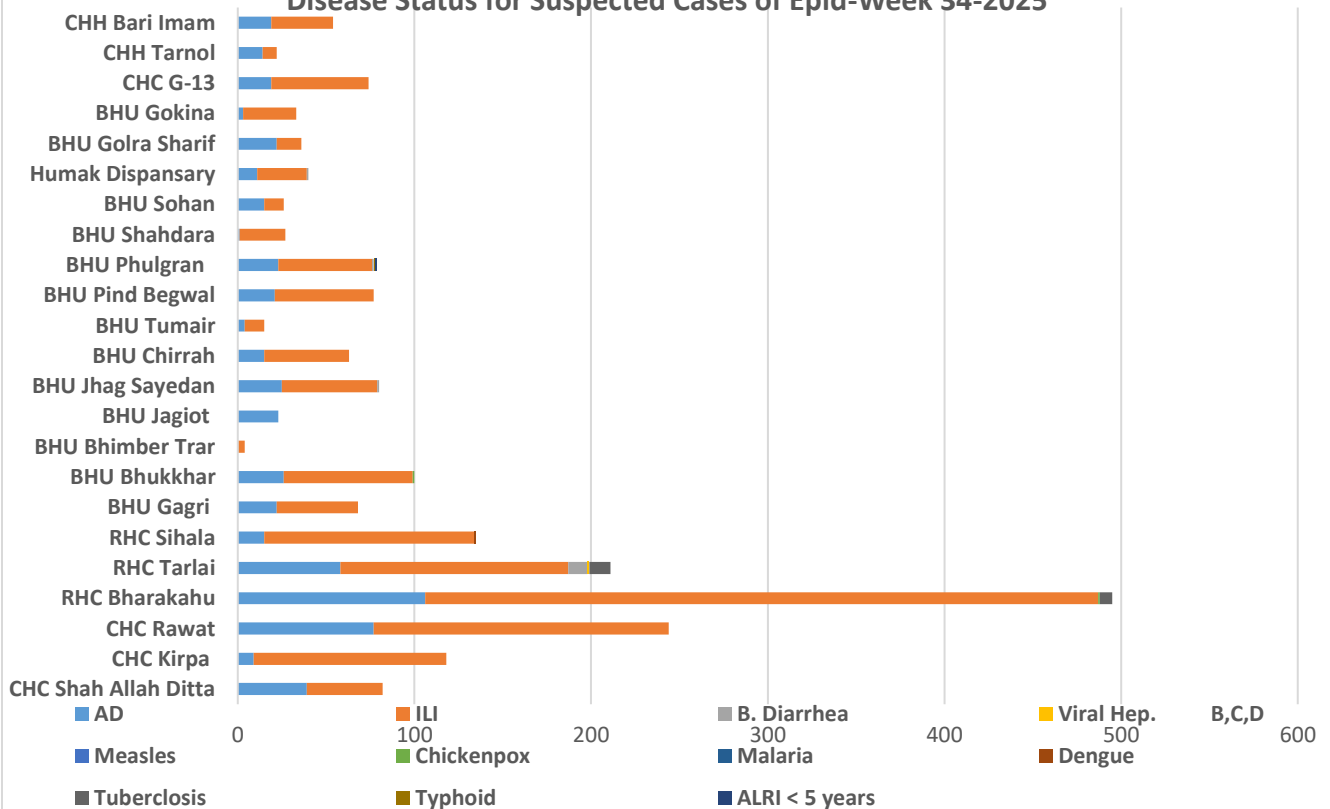


Figure 2: In week 35-2025, ILI has the upper trend with 1500 cases followed by acute diarrhea (non-cholera) 567 cases. (with higher numbers potentially attributable to the wider coverage areas of RHC Bara Kahu, CHC Rawat & RHC Tarlai).



Ministry of National Health Services,
Regulation and Coordination,
Government of Pakistan



Ministry of National Health Services Regulations and Coordination



Most frequently reported cases during epid week 25-2025 to 35- 2025



	AD	ILI	B. Diarrhea	Malaria	Measles	Viral Hep	Chickenpox	Dengue	Tuberculosis	Typhoid	ALRI < 5 years
week 25-2025	330	799	2	0	1	1	8	0	4	0	5
week 26-2025	329	602	3	0	0	1	4	0	0	0	2
week 27-2025	334	588	6	0	1	0	1	0	9	0	3
week 28-2025	478	689	3	3	2	2	2	0	14	0	3
week 29-2025	415	683	6	1	0	0	0	0	1	1	4
week 30-2025	534	991	5	0	0	1	2	0	7	0	3
week 31-2025	510	1113	8	0	2	0	5	0	13	2	2
week 32-2025	502	1026	6	0	0	0	5	0	19	0	5
week 33-2025	393	834	5	1	1	0	3	0	13	0	3
week-34-2025	531	1217	11	3	0	0	1	0	12	1	2
week 35-2025	567	1500	14	0	0	1	2	1	19	1	1

week 25-2025 week 26-2025 week 27-2025 week 28-2025 week 29-2025 week 30-2025
week 31-2025 week 32-2025 week 33-2025 week-34-2025 week 35-2025

Figure 3: There is increase in number of AD (non-Cholera) & ILI Cases in week 35-2025.

COVID highlight

Sampling Reports 25th to 31st Aug. 2025

Total Positive	Total Negative	Total Pending	Total Sample Taken
0	0	0	0

Table 3: Showing 0 % positivity rate during epidemiological week 35-2025.



Ministry of National Health Services,
Regulation and Coordination,
Government of Pakistan



Ministry of National Health Services Regulation and Coordination



Dengue Situation Report



OFFICE OF THE DISTRICT HEALTH OFFICER ISLAMABAD ACTIVITY REPORT OF DENGUE POSITIVE CASES, ADMITTED IN ISLAMABAD RELEASED ON 4 SEPTEMBER 2025 (DATA FROM 1 JANUARY TO 4 SEPTEMBER 2025, 3:00 PM)



A. Patients Count

New Patients in Last 24 Hour	Rural Area Patients		Urban Area Patients		Total Patients in Islamabad	Registration of patients from other districts in ISB	Wrong address, Number & duplicate
	Last 24 Hour	Total cases	Last 24 Hour	Total cases			
29	19	225	10	49	274	11	5

B. Hospital Admission

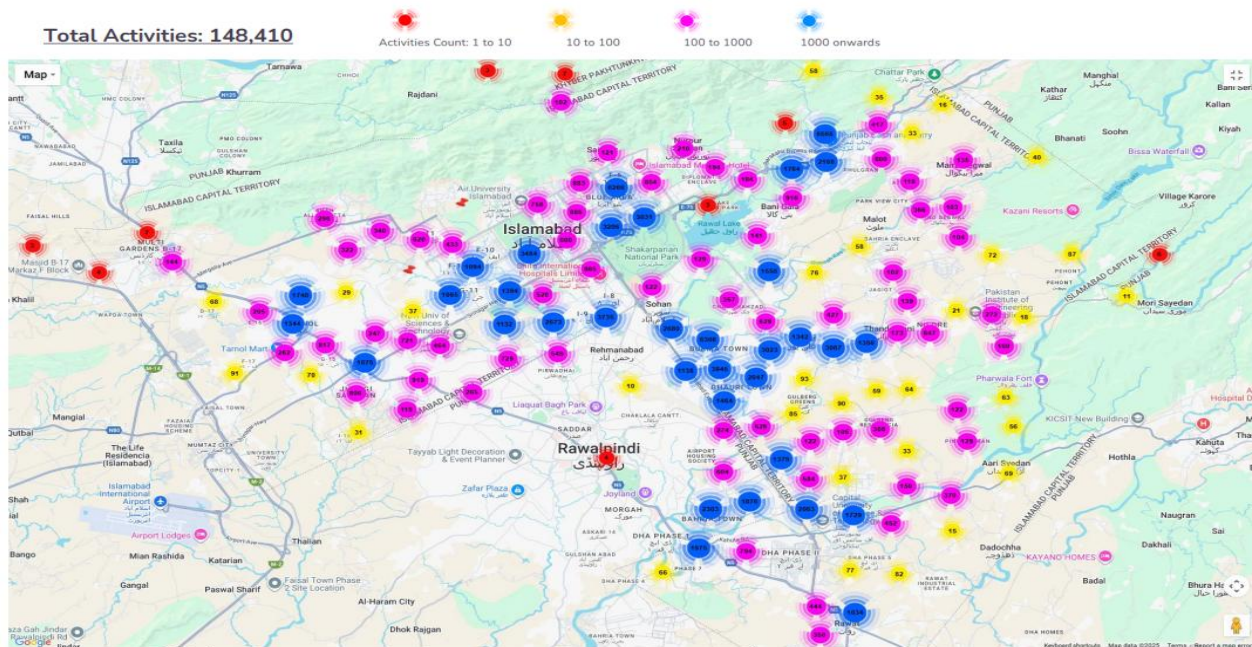
S. No	Name of Hospital	Last 24-Hour Patients	Total Patients	Deaths	
				Number	UC/Sector
1	PAKISTAN INSTITUTE OF MEDICAL SCIENCES (PIMS)	6	25	0	
2	FG POLY CLINIC HOSPITAL	2	11	0	
3	CAPITAL HOSPITAL	1	1	0	
4	FEDERAL GENERAL HOSPITAL	0	15	0	
5	B.B HOSPITAL (RWP)	3	23	0	
6	HOLY FAMILY HOSPITAL (RWP)	3	96	0	
7	RAWALPINDI TEACHING HOSPITAL (RWP)	1	15	0	
8	PRIVATE LABORATORY/OTHERS PRIVATE HOSPITAL	13	88	0	
Total		29	274	0	

C. Response by Teams

Rural							Urban						
Cases response in rural			Action taken in rural limits				Case response in urban			Action taken in urban limits			
Total cases	Responded in 24 Hr	Total case responded	IRS in 24 Hour	Total IRS	Fogging in 24 Hour	Total Fogging	Total cases	Responded in 24 Hr	Total case responded	IRS in 24 Hour	Total IRS	Fogging in 24 Hour	Total Fogging
225	12	213	448	5310	110	878	49	6	36	232	931	53	2656

Surveillance activities in Islamabad 1 to 4 September 2025

Total Activities: 148,410





Ministry of National Health Services,
Regulation and Coordination,
Government of Pakistan



Office of the District Health Officer
ISLAMABAD
Ministry of National Health Services Regulations and Coordination



Dengue Surveillance and Response Activities

The District Health Office Islamabad continues to implement **comprehensive vector surveillance and control measures** across the city. Field teams are conducting **house-to-house inspections, larviciding, and fogging operations** in identified hotspots. Public awareness campaigns are also being carried out to educate residents on preventive practices, including:

- Regular cleaning of water containers, tanks, flower pots, and refrigerator trays
- Wearing **full-sleeve clothing** to minimize exposure
- Using **mosquito repellents, sprays, and nets** Installing **protective screens** on doors and windows

