



Ministry of National Health Services,
Regulation and Coordination,
Government of Pakistan



Ministry of National Health Services Regulations and Coordination
.....



Weekly Epidemiological Bulletin

Integrated Disease Surveillance and response system

Islamabad week 16-2025 (14 April 2025 – 20 April, 2025)

Highlight

Table 1: District most frequently suspected cases reported during Epidemiological week-16

Disease	AD	ILI	B. Diarrhea	Measles	Chick enpox	Viral Hep B C & D	Malaria	Tuberculosis	ALRI < 5 years
CHC Shah Allah Ditta	35	39							
CHC Kirpa	15	45							
CHC Rawat	31	84							
RHC Bhara kahu	51	206						02	
RHC Tarlai	56	85	01		01			09	
RHC Sihala	42	44							
BHU Gagri	08	15							
BHU Bhukkhar	26	14							
BHU Bhimber Trar	03	09							
BHU Jagiot	25	0							
BHU Jhang Syedan	23	35	02						
BHU Chirrah	18	07							
BHU Tumair	04	01							
BHU Pind Begwal	30	09			01				
BHU Phulgran	19	18	01						
BHU Shahdara	06	08							
BHU Sohan	09	11							
Humak Dispensary	09	47							
BHU Golra Sharif	27	08							
BHU Gokina	05	10							
CHC G-13	20	46							



Ministry of National Health Services,
Regulation and Coordination,
Government of Pakistan



Ministry of National Health Services Regulations and Coordination
.....



Table 2: Showing week 14-2025 to 16-2025 IDSR –SITUATION REPORT

S No.		Week 14	Week 15	Week 16
1	Number of sites Reported	21	21	21
2	Influenza like Illness	275	792	741
3	AD (non-Cholera)	147	387	462
4	Bloody Diarrhea	02	02	04
5	Chickenpox/Varicella	01	05	02
6	Malaria	0	0	0
7	ALRI < 5 years	0	04	05
8	Measles	0	0	0
9	Typhoid	0	01	01
10	Dengue	0	0	0



Ministry of National Health Services,
Regulation and Coordination,
Government of Pakistan



Ministry of National Health Services Regulations and Coordination



WHO

Week wise case report of AD & ILI, ICT

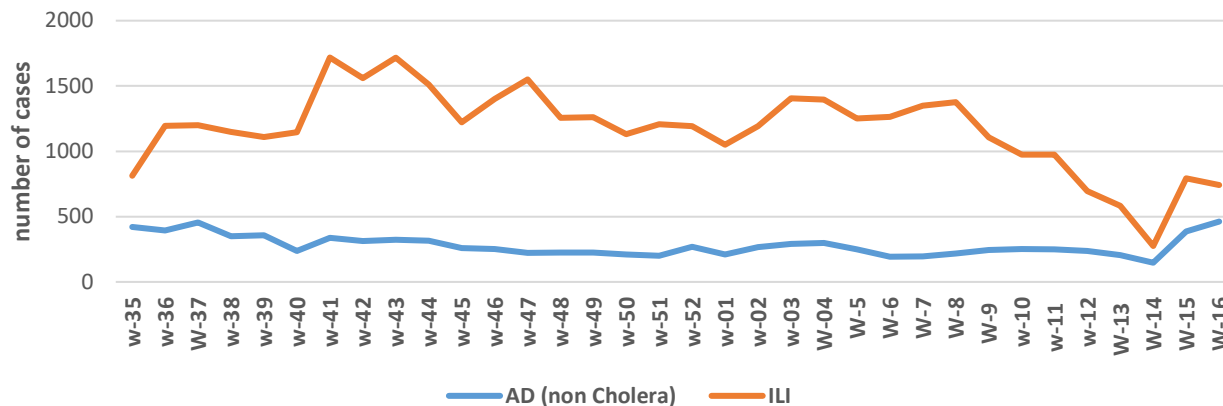


Figure 1: In week 16-2025, disease trends of ILI and acute diarrhea (non-cholera).

Disease Status for Suspected Cases of Epid-Week 16-2025

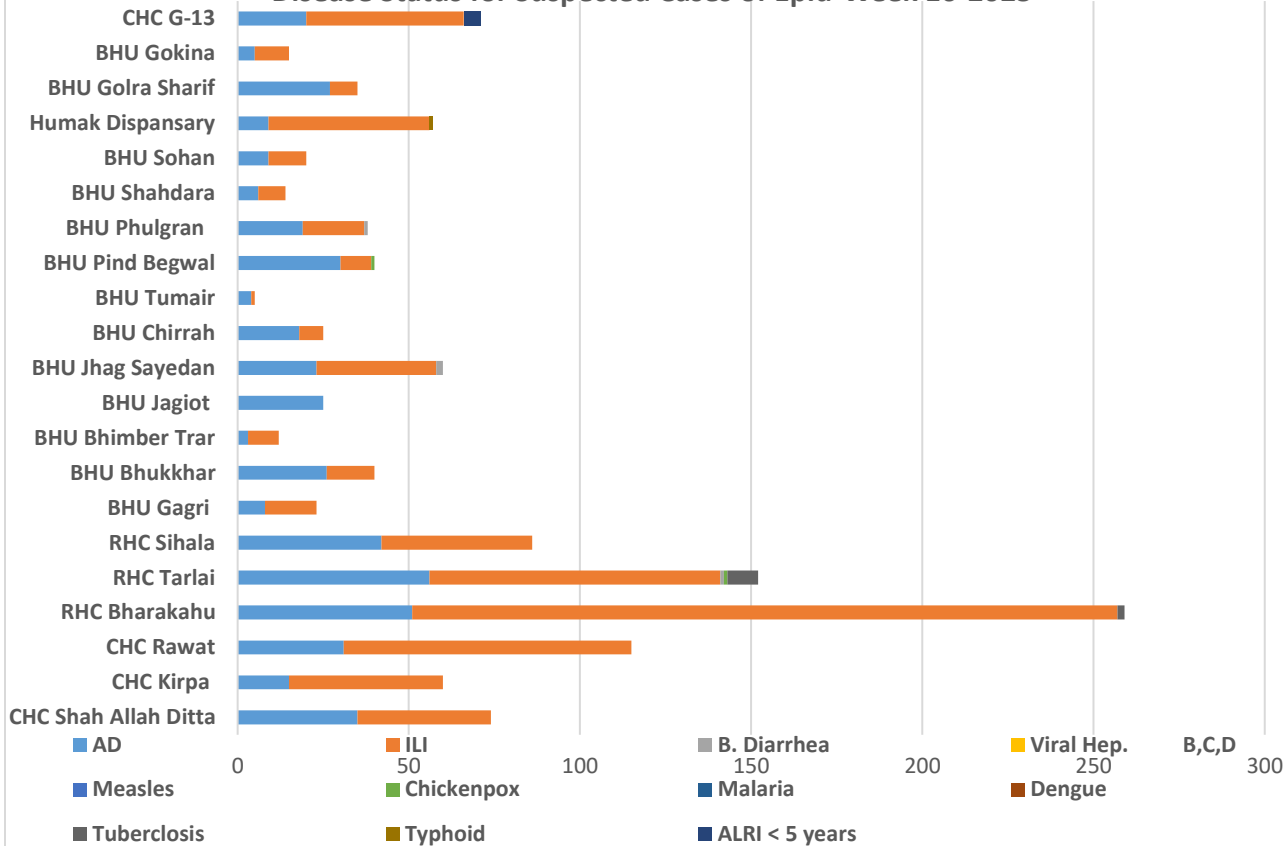


Figure 2: In week 16-2025, ILI has the upper trend with 462 cases followed by acute diarrhea (non-cholera) 741 cases.



Ministry of National Health Services,
Regulation and Coordination,
Government of Pakistan



Ministry of National Health Services Regulations and Coordination
.....



Most frequently reported cases during epid week 06-2025 to 16- 2025



	AD	ILI	B. Diarrhea	Malaria	Measles	Viral Hep	Chickenpox	Dengue	Tuberculosis	Typhoid	ALRI < 5 years
week 06-2025	194	1263	2	0	0	0	0	0	14	0	18
week 07-2025	196	1350	1	0	0	0	0	0	12	2	11
week 08-2025	218	1375	2	0	0	0	0	0	17	0	8
week 09-2025	245	1106	3	0	0	0	1	0	14	1	12
week 10-2025	253	975	1	0	0	0	5	0	9	0	18
week 11-2025	250	975	1	0	0	0	1	0	6	1	9
week 12-2025	238	696	2	0	0	0	1	0	11	0	17
week 13-2025	205	582	0	0	0	0	2	0	2	0	3
week 14-2025	147	275	2	0	0	0	1	0	4	0	0
week 15-2025	387	792	2	0	0	1	5	0	5	0	4
week 16-2025	462	741	4	0	0	0	2	0	11	1	5

week 06-2025 week 07-2025 week 08-2025 week 09-2025 week 10-2025 week 11-2025
week 12-2025 week 13-2025 week 14-2025 week 15-2025 week 16-2025

Figure 3: There is increase in number of AD (non-Cholera) & decrease in ILI Cases in week 16-2025.

COVID highlight

Sampling Reports Feb 14th to 20th Apr. 2025

Total Positive	Total Negative	Total Pending	Total Sample Taken
0	0	0	0

Table 3: Showing 0 % positivity rate during epidemiological week 16-2025.



Ministry of National Health Services,
Regulation and Coordination,
Government of Pakistan



Ministry of National Health Services Regulations and Coordination
.....



Expanded Program on Immunization activities of Health Department ICT

EPI in Pakistan is coordinated at Federal Directorate of Immunization under the Ministry of National Health Services and Regulation Coordination (NHSR&C). The EPI program shall be including vaccines for prevention of vaccine preventable diseases among the adolescents and older age groups as the evidence of vaccines' effectiveness is acquired and advised by the NITAG. The immunization schedule shall thus be periodically updated as and when required depending upon the local disease burden and requirements. The health department with an objective to improve the health of all works on prevention of the diseases EPI is one of the major components. The EPI at district level is managed and supported by staff at district level and the EPI services are provided at Union council level through Fixed Centers, Outreach Vaccination sites and mobile if applicable.

Total EPI Coverage Antigen wise coverage in ICT rural during week 16-2025

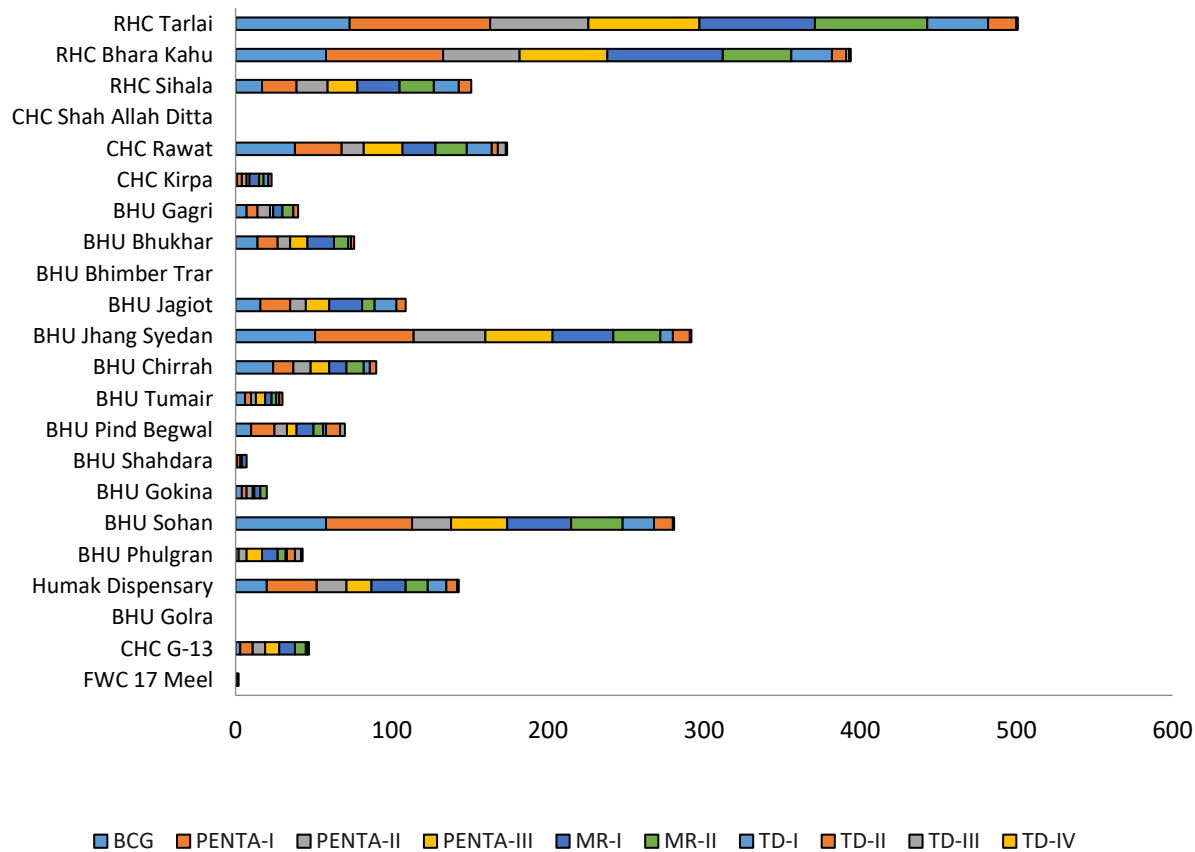


Figure 4: In week 16-2025, total coverage vaccine wise. BCG 221, Penta I 307, Penta II 243, Penta III 236, MR I 198, MR II 149, TD-I 80, TD-II 43, TD-III 09 and TD-IV-V 5.



Ministry of National Health Services,
Regulation and Coordination,
Government of Pakistan



Ministry of National Health Services Regulations and Coordination
.....



Total EPI Coverage in ICT rural during week 16-2025

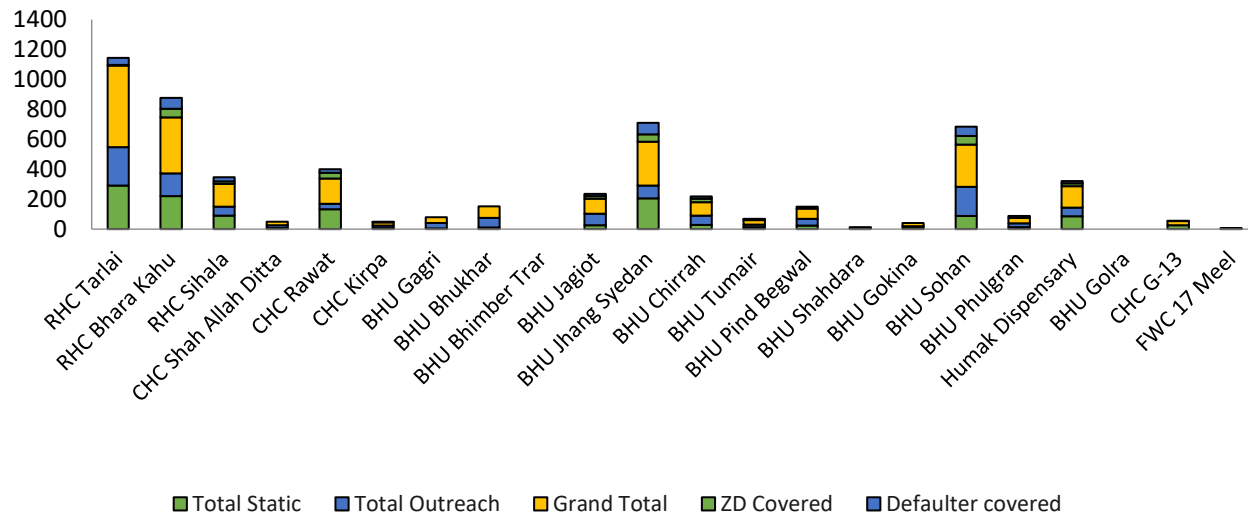


Figure 5: In week 15-2025, Total static coverage was 824, Outreach total was 767 Zero dose covered were 133 and defaulter covered were 198.

Total EPI coverage of Private sector hospitals antigen wise- Week 16-2025

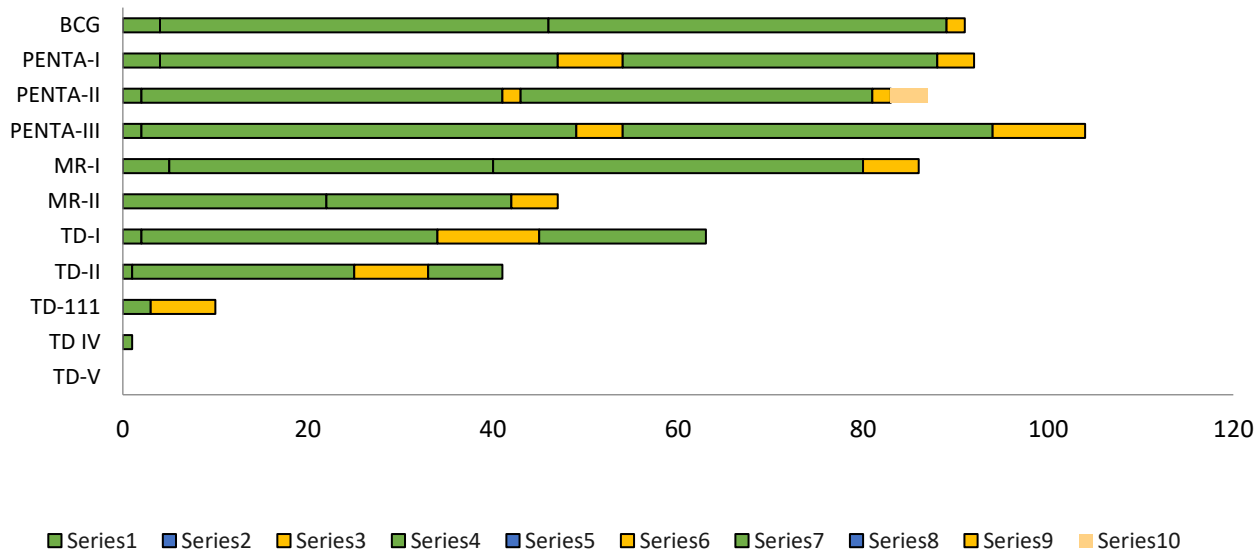


Figure 6: There is vaccine coverage of Public private partnership with private hospitals. In week 16-2025 a total of 876 doses of different antigen were given by hospitals in private sector.



Ministry of National Health Services,
Regulation and Coordination,
Government of Pakistan



Ministry of National Health Services Regulations and Coordination



Surveillance

The District Health Office Islamabad's surveillance teams remained actively engaged throughout the week, focusing on high-risk areas for dengue. Field teams conducted vector surveillance, identified and eliminated mosquito breeding sites, and carried out community awareness activities on dengue prevention.

