



Ministry of National Health Services,
Regulation and Coordination,
Government of Pakistan



Ministry of National Health Services Regulations and Coordination
.....



Weekly Epidemiological Bulletin

Integrated Disease Surveillance and response system

Islamabad week 19-2025 (05 May 2025 – 11 May, 2025)

Highlight

Table 1: District most frequently suspected cases reported during Epidemiological week-19

Disease	AD	ILI	B. Diarrhea	Measles	Chick enpox	Viral Hep B C & D	Malaria	Tuberculosis	ALRI < 5 years
CHC Shah Allah Ditta	35	38							
CHC Kirpa	29	49							
CHC Rawat	42	134							
RHC Bhara kahu									
RHC Tarlai	54	95					06	01	
RHC Sihala	46	109							
BHU Gagri	15	35							
BHU Bhukkhar	26	12							
BHU Bhimber Trar	10	18							
BHU Jagiot	07	0							
BHU Jhang Syedan	14	44							
BHU Chirrah	09	14							
BHU Tumair	14	04							
BHU Pind Begwal	24	23							
BHU Phulgran	23	33	02						
BHU Shahdara	13	27							
BHU Sohan	13	07							
Humak Dispensary	10	40							
BHU Golra Sharif	24	11							
BHU Gokina	12	25							
CHC G-13	34	65							



Ministry of National Health Services,
Regulation and Coordination,
Government of Pakistan



Ministry of National Health Services Regulations and Coordination
.....



Table 2: Showing week 17-2025 to 19-2025 IDSR –SITUATION REPORT

S No.		Week 17	Week 18	Week 19
1	Number of sites Reported	21	21	20
2	Influenza like Illness	1026	1015	783
3	AD (non-Cholera)	576	511	454
4	Bloody Diarrhea	01	01	02
5	Chickenpox/Varicella	08	01	0
6	Malaria	0	0	0
7	ALRI < 5 years	02	0	08
8	Measles	0	01	0
9	Typhoid	0	0	0
10	Dengue	0	0	0



Ministry of National Health Services,
Regulation and Coordination,
Government of Pakistan



Ministry of National Health Services Regulations and Coordination



Week wise case report of AD & ILI, ICT

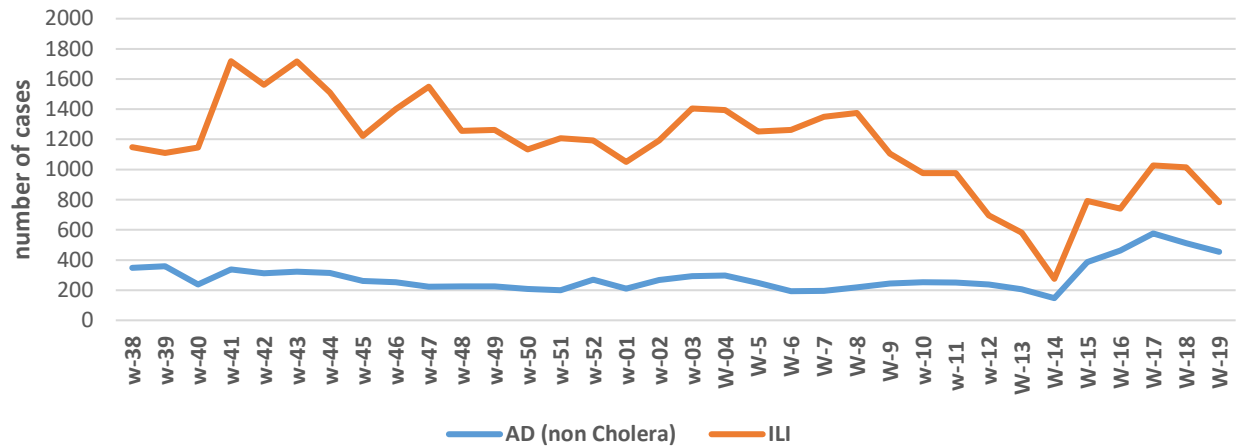


Figure 1: In week 19-2025, disease trends of ILI and acute diarrhea (non-cholera).

Disease Status for Suspected Cases of Epid-Week 19-2025

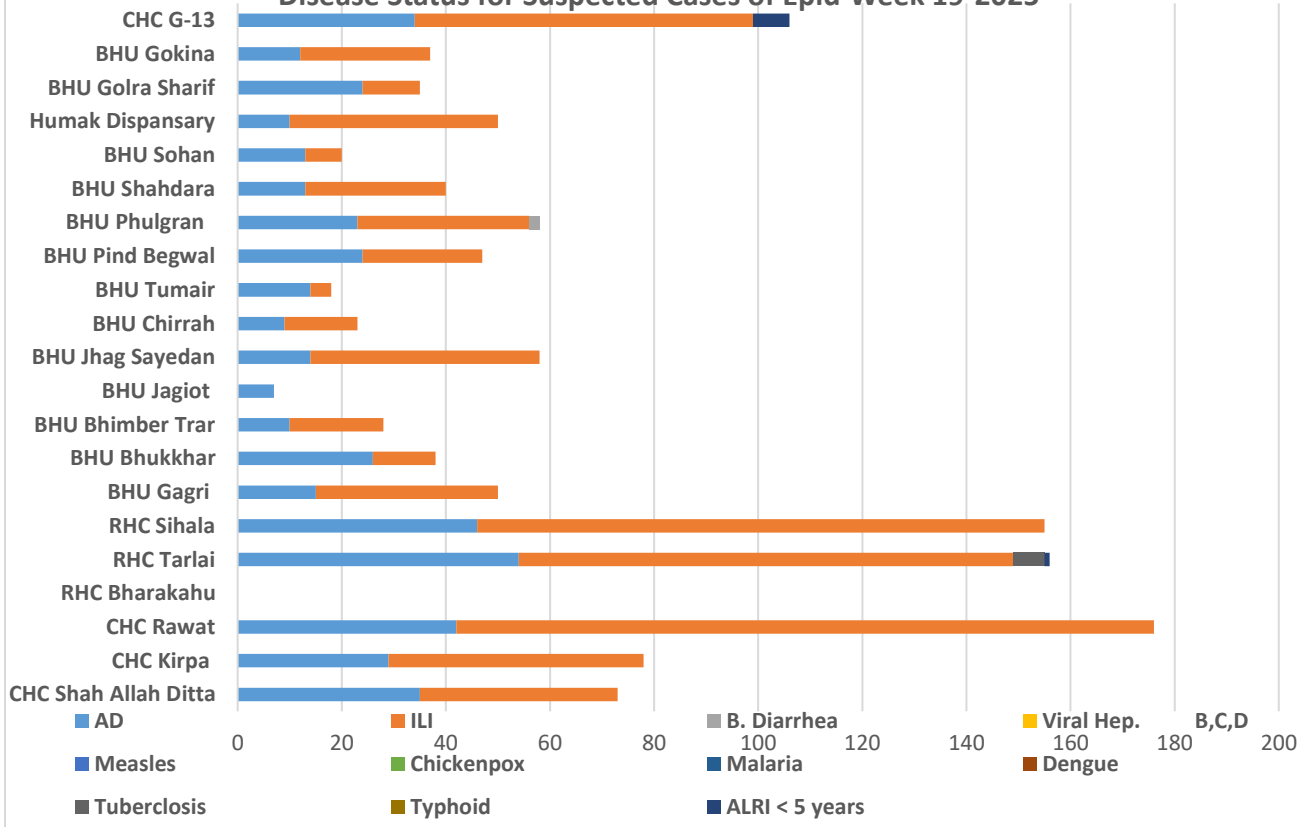


Figure 2: In week 19-2025, ILI has the upper trend with 783 cases followed by acute diarrhea (non-cholera) 484 cases.




Ministry of National Health Services,
Regulation and Coordination,
Government of Pakistan



Office of the District Health Officer
ISLAMABAD
Ministry of National Health Services Regulations and Coordination



Most frequently reported cases during epid week 09-2025 to 19- 2025



	AD	ILI	B. Diarrhea	Malaria	Measles	Viral Hep	Chickenpox	Dengue	Tuberculosis	Typhoid	ALRI < 5 years
week 09-2025	245	1106	3	0	0	0	1	0	14	1	12
week 10-2025	253	975	1	0	0	0	5	0	9	0	18
week 11-2025	250	975	1	0	0	0	1	0	6	1	9
week 12-2025	238	696	2	0	0	0	1	0	11	0	17
week 13-2025	205	582	0	0	0	0	2	0	2	0	3
week 14-2025	147	275	2	0	0	0	1	0	4	0	0
week 15-2025	387	792	2	0	0	1	5	0	5	0	4
week 16-2025	462	741	4	0	0	0	2	0	11	1	5
week 17-2025	576	1026	1	0	0	0	8	0	11	0	2
week 18-2025	511	1015	1	0	1	0	1	0	0	0	0
week 19-2025	454	783	2	0	0	0	0	0	6	0	7

■ week 09-2025 ■ week 10-2025 ■ week 11-2025 ■ week 12-2025 ■ week 13-2025 ■ week 14-2025
■ week 15-2025 ■ week 16-2025 ■ week 17-2025 ■ week 18-2025 ■ week 19-2025

Figure 3: There is decrease in number of AD (non-Cholera) & decrease in ILI Cases in week 19-2025.

COVID highlight

Sampling Reports May 05th to 11th May. 2025

Total Positive	Total Negative	Total Pending	Total Sample Taken
0	0	0	0

Table 3: Showing 0 % positivity rate during epidemiological week 19-2025.



Ministry of National Health Services,
Regulation and Coordination,
Government of Pakistan



Ministry of National Health Services Regulations and Coordination
.....



Expanded Program on Immunization activities of Health Department ICT

EPI in Pakistan is coordinated at Federal Directorate of Immunization under the Ministry of National Health Services and Regulation Coordination (NHSR&C). The EPI program shall be including vaccines for prevention of vaccine preventable diseases among the adolescents and older age groups as the evidence of vaccines' effectiveness is acquired and advised by the NITAG. The immunization schedule shall thus be periodically updated as and when required depending upon the local disease burden and requirements. The health department with an objective to improve the health of all works on prevention of the diseases EPI is one of the major components. The EPI at district level is managed and supported by staff at district level and the EPI services are provided at Union council level through Fixed Centers, Outreach Vaccination sites and mobile if applicable.

Total EPI Coverage Antigen wise coverage in ICT rural during week 19-2025

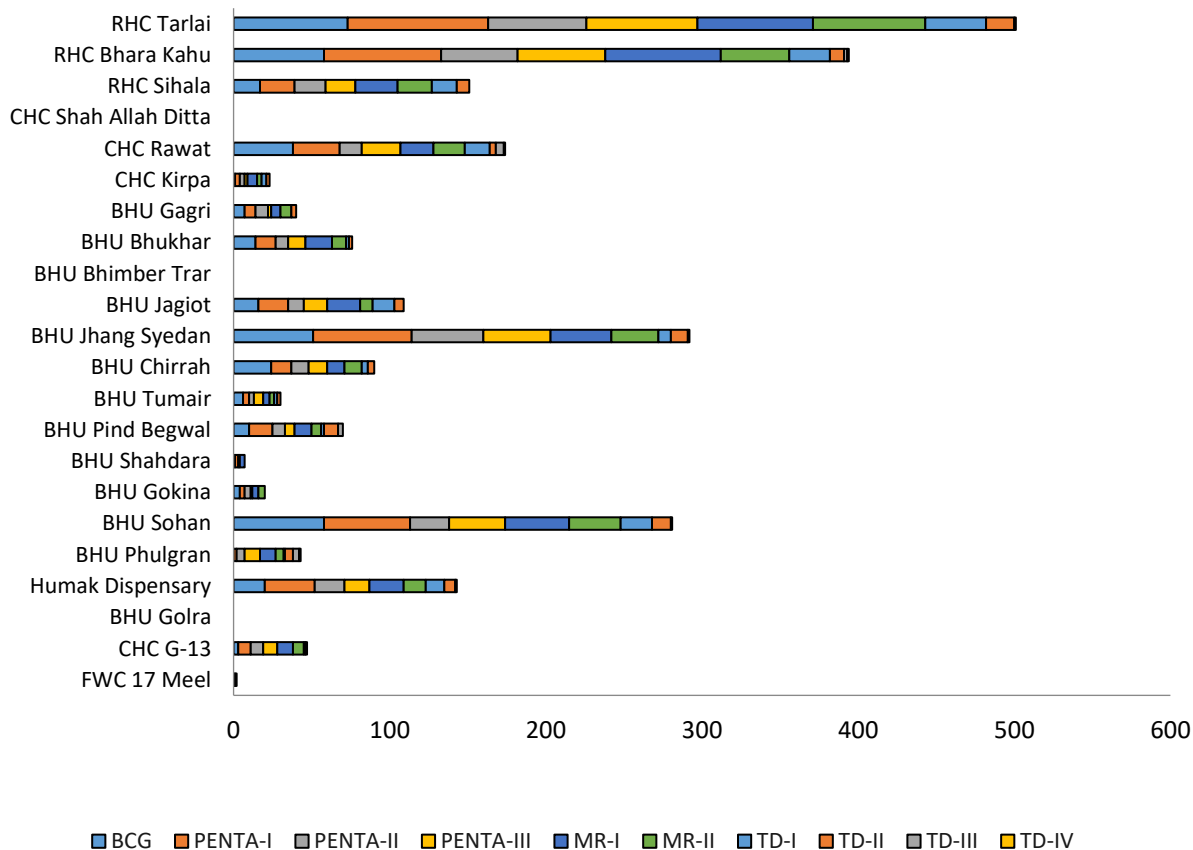


Figure 4: In week 19-2025, total coverage vaccine wise. BCG 247, Penta I 298, Penta II 219, Penta III 193, MR I 149 MR II 127, TD-I 76, TD-II 26, TD-III 06 and TD-IV-V 3.



Ministry of National Health Services,
Regulation and Coordination,
Government of Pakistan



Ministry of National Health Services Regulations and Coordination



WHO

Total EPI Coverage in ICT rural during week 19-2025

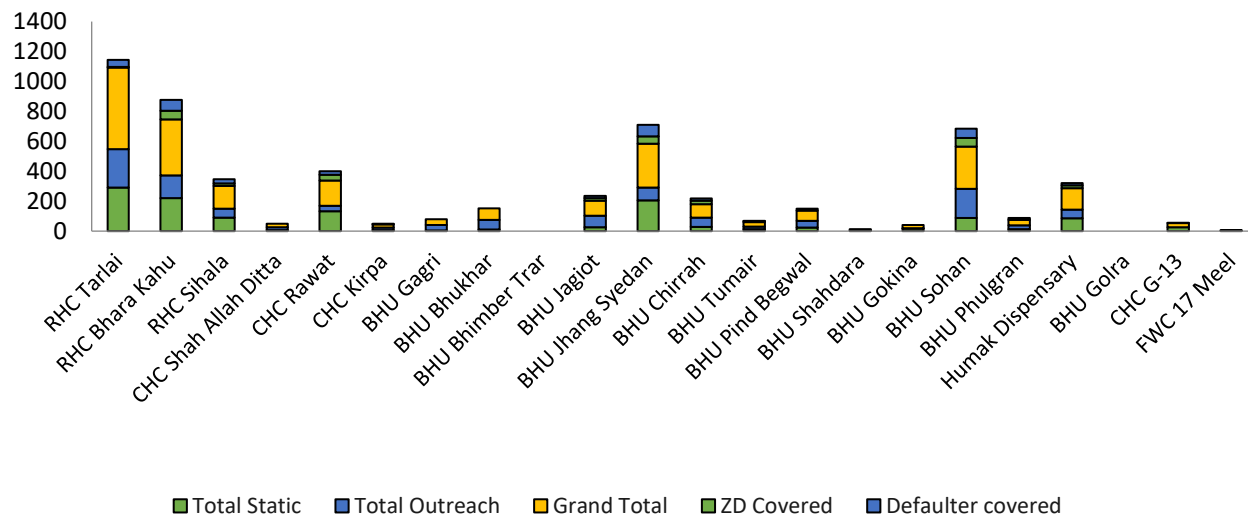


Figure 5: In week 19-2025, Total static coverage was 689, Outreach total was 439 Zero dose covered were 127 and defaulter covered were 193.

Total EPI coverage of Private sector hospitals antigen wise- Week 19-2025

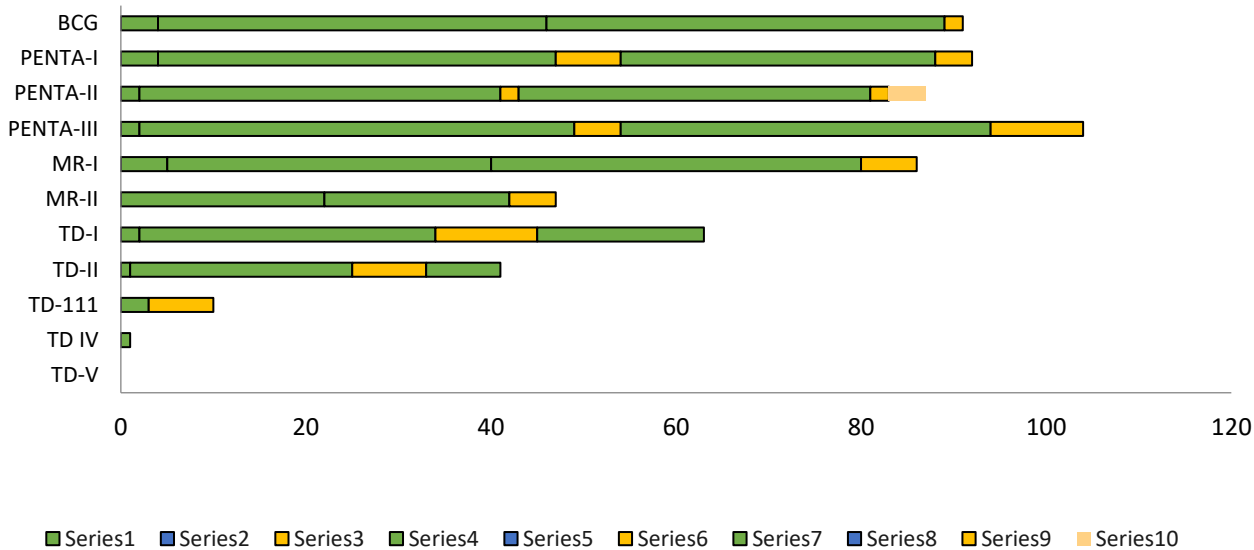


Figure 6: There is vaccine coverage of Public private partnership with private hospitals. In week 19-2025 a total of 688 doses of different antigen were given by hospitals in private sector.



Ministry of National Health Services,
Regulation and Coordination,
Government of Pakistan



Ministry of National Health Services Regulations and Coordination



Surveillance

The District Health Office Islamabad's surveillance teams remained actively engaged throughout the week, focusing on high-risk areas for dengue and measles. Field teams conducted vector surveillance, identified and eliminated mosquito breeding sites, and carried out community awareness activities on dengue prevention.

