



Ministry of National Health Services,
Regulation and Coordination,
Government of Pakistan



Ministry of National Health Services Regulations and Coordination
.....



Weekly Epidemiological Bulletin

Integrated Disease Surveillance and response system

Islamabad week 23-2025 (02 Jun 2025 – 08 Jun, 2025)

Highlight

Table 1: District most frequently suspected cases reported during Epidemiological week-23

Disease	AD	ILI	B. Diarrhea	Measles	Chick enpox	Viral Hep B C & D	Malaria	Tuberculosis	ALRI < 5 years
CHC Shah Allah Ditta	10	09							
CHC Kirpa	08	38							
CHC Rawat	28	105							
RHC Bhara kahu	157	576	04					01	
RHC Tarlai	18	54	02					05	04
RHC Sihala	16	121							
BHU Gagri	07	23							
BHU Bhukkhar	14	02							
BHU Bhimber Trar	01	06							
BHU Jagiot	07	0							
BHU Jhang Syedan	19	31					01		
BHU Chirrah	18	36							
BHU Tumair	05	01							
BHU Pind Begwal	15	10							
BHU Phulgran	20	44	02						
BHU Shahdara	01	02							
BHU Sohan	08	06							
Humak Dispensary	07	09							
BHU Golra Sharif	08	29							
BHU Gokina	15	25							
CHC G-13	14	05			01				
CHH Tarnol	08	07			01				



Ministry of National Health Services,
Regulation and Coordination,
Government of Pakistan



Ministry of National Health Services Regulations and Coordination
.....



Table 2: Showing week 20-2025 to 22-2025 IDSR –SITUATION REPORT

S No.		Week 21	Week 22	Week 23
1	Number of sites Reported	22	22	22
2	Influenza like Illness	910	841	1139
3	AD (non-Cholera)	556	407	404
4	Bloody Diarrhea	05	07	08
5	Chickenpox/Varicella	04	07	02
6	Malaria	0	01	01
7	ALRI < 5 years	06	09	04
8	Measles	0	0	0
9	Typhoid	0	0	0
10	Dengue	0	0	0



Ministry of National Health Services,
Regulation and Coordination,
Government of Pakistan



Ministry of National Health Services Regulations and Coordination



Week wise case report of AD & ILI, ICT

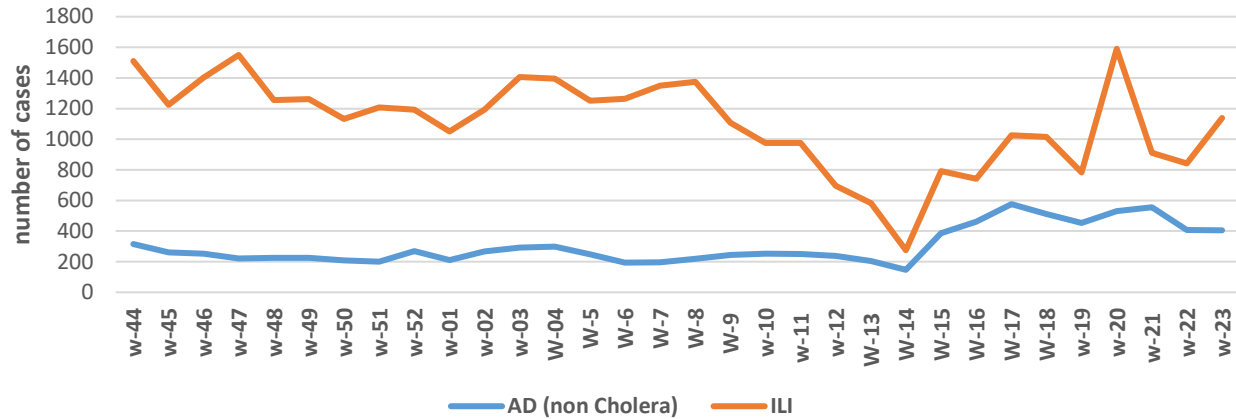


Figure 1: In week 23-2025, disease trends of ILI and acute diarrhea (non-cholera).

Disease Status for Suspected Cases of Epid-Week 23-2025

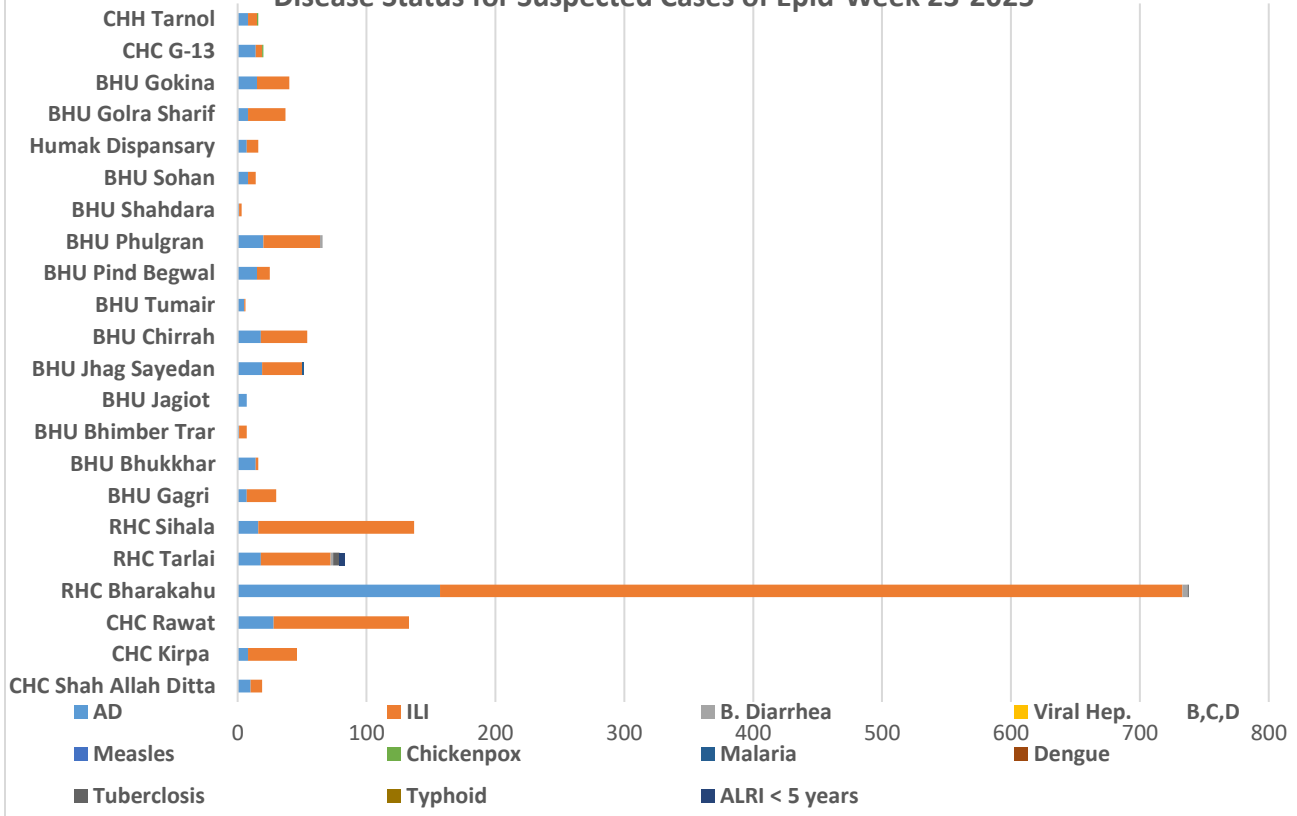


Figure 2: In week 23-2025, ILI has the upper trend with 1139 cases followed by acute diarrhea (non-cholera) 404 cases.



Ministry of National Health Services,
Regulation and Coordination,
Government of Pakistan



Ministry of National Health Services Regulations and Coordination
.....



Most frequently reported cases during epid week 13-2025 to 23- 2025



	AD	ILI	B. Diarrhea	Malaria	Measles	Viral Hep	Chickenpox	Dengue	Tuberculosis	Typhoid	ALRI < 5 years
week 13-2025	205	582	0	0	0	0	2	0	2	0	3
week 14-2025	147	275	2	0	0	0	1	0	4	0	0
week 15-2025	387	792	2	0	0	1	5	0	5	0	4
week 16-2025	462	741	4	0	0	0	2	0	11	1	5
week 17-2025	576	1026	1	0	0	0	8	0	11	0	2
week 18-2025	511	1015	1	0	1	0	1	0	0	0	0
week 19-2025	454	783	2	0	0	0	0	0	6	0	7
week 20-2025	531	1100	5	0	0	0	11	0	12	0	9
week 21-2025	556	910	5	0	0	0	4	0	3	0	6
week 22-2025	407	841	7	1	1	0	7	0	11	0	9
week 23-2025	404	1139	8	1	0	1	2	0	6	0	4

■ week 13-2025 ■ week 14-2025 ■ week 15-2025 ■ week 16-2025 ■ week 17-2025 ■ week 18-2025
■ week 19-2025 ■ week 20-2025 ■ week 21-2025 ■ week 22-2025 ■ week 23-2025

Figure 3: There is decrease in number of AD (non-Cholera) & increase in ILI Cases in week 23-2025.

COVID highlight

Sampling Reports May 02nd to 08th Jun. 2025

Total Positive	Total Negative	Total Pending	Total Sample Taken
0	0	0	0

Table 3: Showing 0 % positivity rate during epidemiological week 23-2025.



Ministry of National Health Services,
Regulation and Coordination,
Government of Pakistan



Ministry of National Health Services Regulations and Coordination
.....



Expanded Program on Immunization activities of Health Department ICT

EPI in Pakistan is coordinated at Federal Directorate of Immunization under the Ministry of National Health Services and Regulation Coordination (NHSR&C). The EPI program shall be including vaccines for prevention of vaccine preventable diseases among the adolescents and older age groups as the evidence of vaccines' effectiveness is acquired and advised by the NITAG. The immunization schedule shall thus be periodically updated as and when required depending upon the local disease burden and requirements. The health department with an objective to improve the health of all works on prevention of the diseases EPI is one of the major components. The EPI at district level is managed and supported by staff at district level and the EPI services are provided at Union council level through Fixed Centers, Outreach Vaccination sites and mobile if applicable.

Total EPI Coverage Antigen wise coverage in ICT rural during week 23-2025

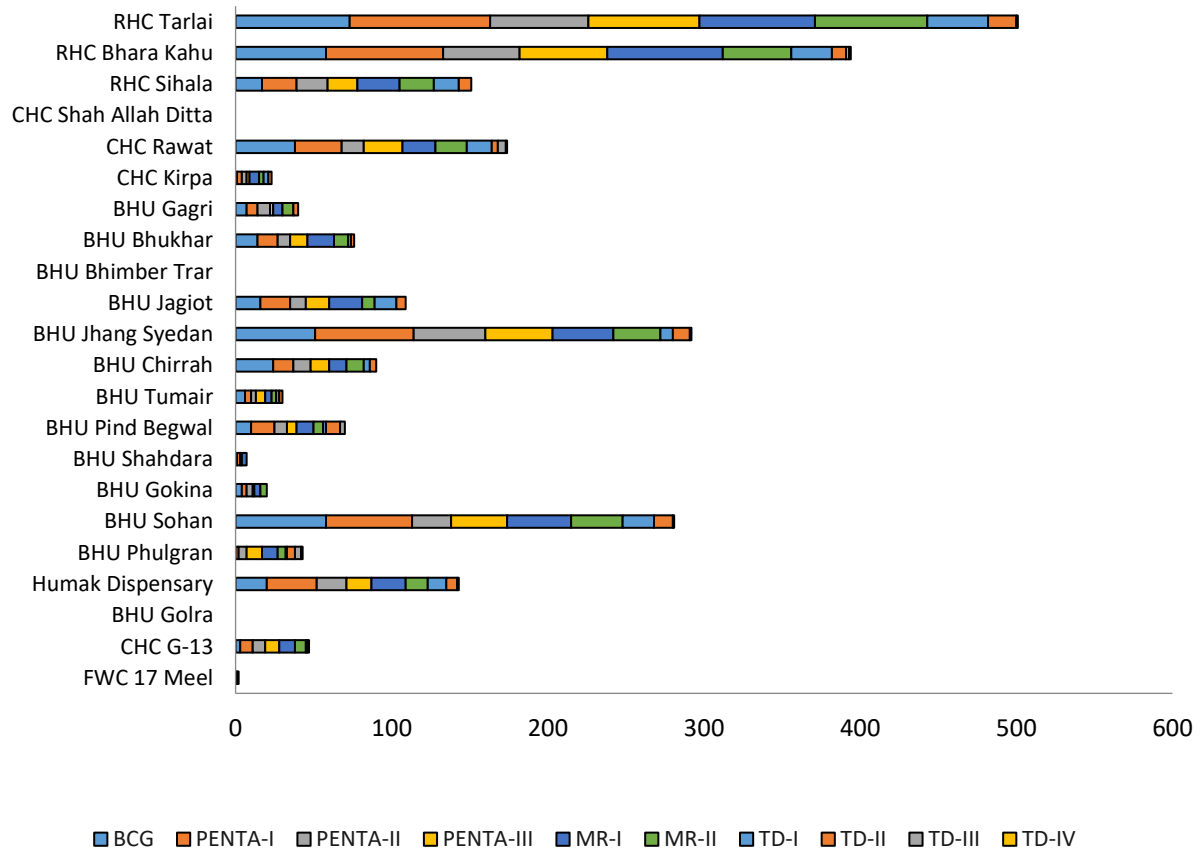


Figure 4: In week 23-2025, total coverage vaccine wise. BCG 210, Penta I 170, Penta II 114, Penta III 146, MR I 198 MR II 140, TD-I 90, TD-II 49, TD-III 20 and TD-IV-V 14.



Ministry of National Health Services,
Regulation and Coordination,
Government of Pakistan



Ministry of National Health Services Regulations and Coordination
.....



Total EPI Coverage in ICT rural during week 23-2025

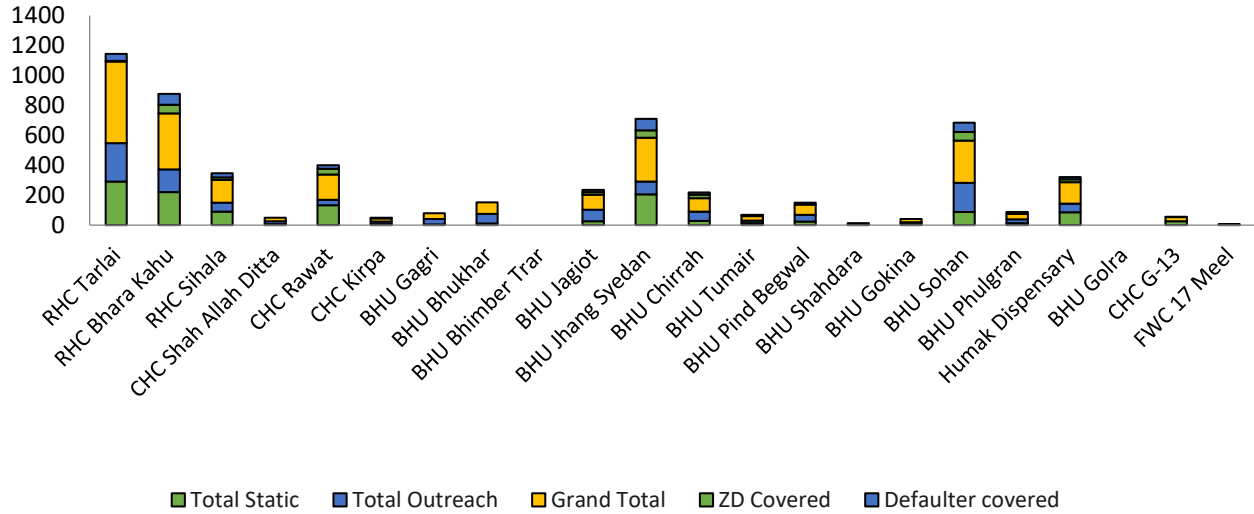


Figure 5: In week 23-2025, Total static coverage was 596, Outreach total was 455 Zero dose covered were 79 and defaulter covered were 162.

Total EPI coverage of Private sector hospitals antigen wise- Week 23-2025

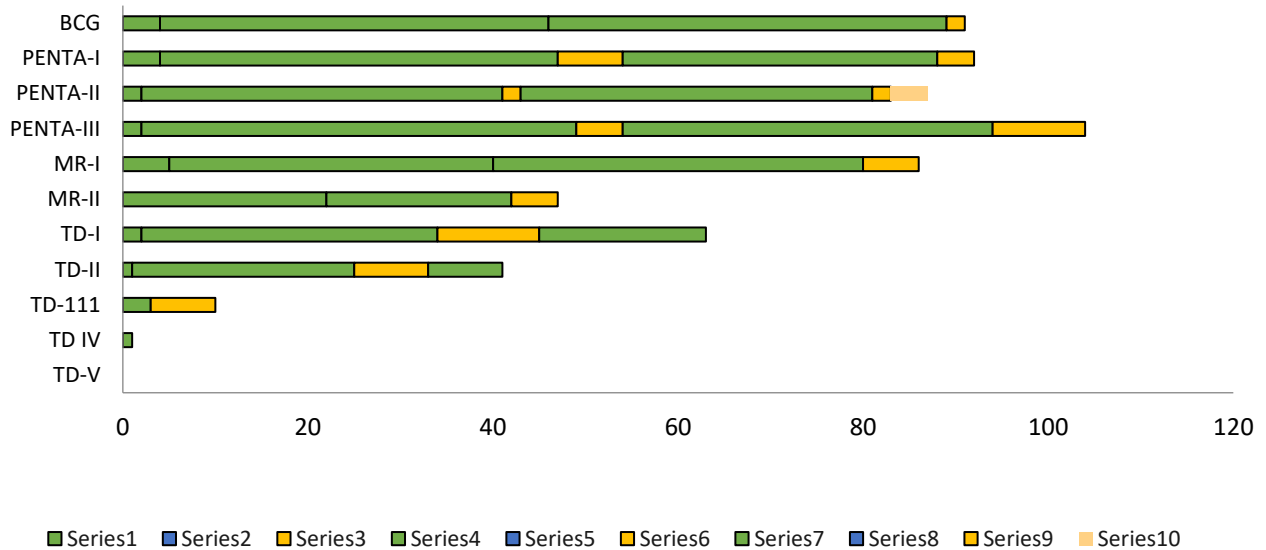


Figure 6: There is vaccine coverage of Public private partnership with private hospitals. In week 23-2025 a total of 480 doses of different antigen were given by hospitals in private sector.



Ministry of National Health Services,
Regulation and Coordination,
Government of Pakistan



Ministry of National Health Services Regulation and Coordination



OFFICE OF THE DISTRICT HEALTH OFFICER ISLAMABAD, ICT
ACTIVITY REPORT OF DENGUE POSITIVE CASES, ADMITTED IN ISLAMABAD
RELEASED ON 5 JUNE 2025 (DATA FROM 1 JANUARY TO 5 JUNE 2025, 3:00 PM)

A. Patients Count

New Patients in Last 24 Hour	Rural Area Patients		Urban Area Patients		Total Patients in Islamabad	Registration of patients from other districts in ISB	Wrong address, Number & duplicate
	Last 24 Hour	Total cases	Last 24 Hour	Total cases			
0	0	3	0	1	4	0	0

B. Hospital Admission

S. No	Name of Hospital	Last 24-Hour Patients	Total Patients	Deaths	
				Number	UC/Sector
1	PAKISTAN INSTITUTE OF MEDICAL SCIENCES (PIMS)	0	0	0	
2	FG POLY CLINIC HOSPITAL	0	0	0	
3	CAPITAL HOSPITAL	0	0	0	
4	FEDERAL GENERAL HOSPITAL	0	0	0	
5	B.B HOSPITAL (RWP)	0	0	0	
6	HOLY FAMILY HOSPITAL (RWP)	0	3	0	
7	DHQ HOSPITALS (RWP)	0	0	0	
8	PRIVATE LABORATORY/Others	0	1	0	
Total		0	4	0	

C. Response by Teams

Rural							Urban						
Cases response in rural			Action taken in rural limits				Case response in urban			Action taken in urban limits			
Total cases	Responded in 24 Hr	Total case responded	IRS 24 Hour	Total IRS	Fogging 24 Hour	Total Fogging	Total cases	Responded in 24 Hr	Total case responded	IRS 24 Hour	Total IRS	Fogging 24 Hour	Total Fogging
3	0	3	0	15	0	138	1	0	1	0	25	0	50

Case response in Islamabad 2025

Total Patients Tagged
04

IRS at Patients Place
40





Ministry of National Health Services,
Regulation and Coordination,
Government of Pakistan



Ministry of National Health Services Regulations and Coordination



Surveillance

The District Health Office Islamabad's surveillance teams remained actively engaged throughout the week, focusing on high-risk areas for dengue and measles. Field teams conducted vector surveillance, identified and eliminated mosquito breeding sites, and carried out community awareness activities on dengue prevention.





Ministry of National Health Services,
Regulation and Coordination,
Government of Pakistan



Ministry of National Health Services Regulations and Coordination



EID AL-ADHA

Mubarak

May this Eid-ul-Adha bring peace, prosperity,
and good health to you and your loved ones

District Health Office, Islamabad

