



Ministry of National Health Services,
Regulation and Coordination,
Government of Pakistan



Ministry of National Health Services Regulations and Coordination
.....



Weekly Epidemiological Bulletin

Integrated Disease Surveillance and response system

Islamabad week 24-2025 (09 Jun 2025 – 15 Jun, 2025)

Highlight

Table 1: District most frequently suspected cases reported during Epidemiological week-24

Disease	AD	ILI	B. Diarrhea	Measles	Chick enpox	Viral Hep B C & D	Malaria	Tuberculosis	ALRI < 5 years
CHC Shah Allah Ditta	15	20							
CHC Kirpa	10	33							
CHC Rawat	16	72							
RHC Bhara kahu	20	90			02			01	
RHC Tarlai	23	57	01	01					
RHC Sihala	09	97							
BHU Gagri	07	23							
BHU Bhukkhar	21	04							
BHU Bhimber Trar	01	05							
BHU Jagiot	25	0							
BHU Jhang Syedan	10	19							
BHU Chirrah	11	31							
BHU Tumair	07	05							
BHU Pind Begwal	12	02							
BHU Phulgran	07	13	01						
BHU Shahdara	08	04							
BHU Sohan	07	05							
Humak Dispensary	09	18							
BHU Golra Sharif	17	08							
BHU Gokina	25	20							
CHC G-13	06	40							03
CHH Tarnol	07	01							



Ministry of National Health Services,
Regulation and Coordination,
Government of Pakistan



Ministry of National Health Services Regulations and Coordination
.....



Table 2: Showing week 22-2025 to 24-2025 IDSR –SITUATION REPORT

S No.		Week 22	Week 23	Week 24
1	Number of sites Reported	22	22	22
2	Influenza like Illness	841	1139	624
3	AD (non-Cholera)	407	404	240
4	Bloody Diarrhea	07	08	02
5	Chickenpox/Varicella	07	02	02
6	Malaria	01	01	0
7	ALRI < 5 years	09	04	06
8	Measles	0	0	01
9	Typhoid	0	0	0
10	Dengue	0	0	0



Ministry of National Health Services,
Regulation and Coordination,
Government of Pakistan



Ministry of National Health Services Regulations and Coordination



WHO

Week wise case report of AD & ILI, ICT

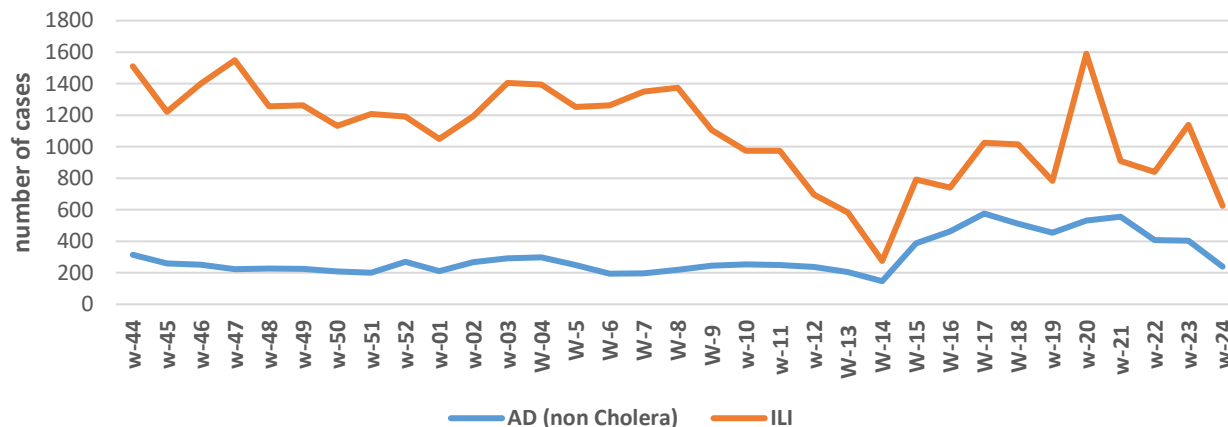


Figure 1: In week 24-2025, disease trends of ILI and acute diarrhea (non-cholera).

Disease Status for Suspected Cases of Epid-Week 24-2025

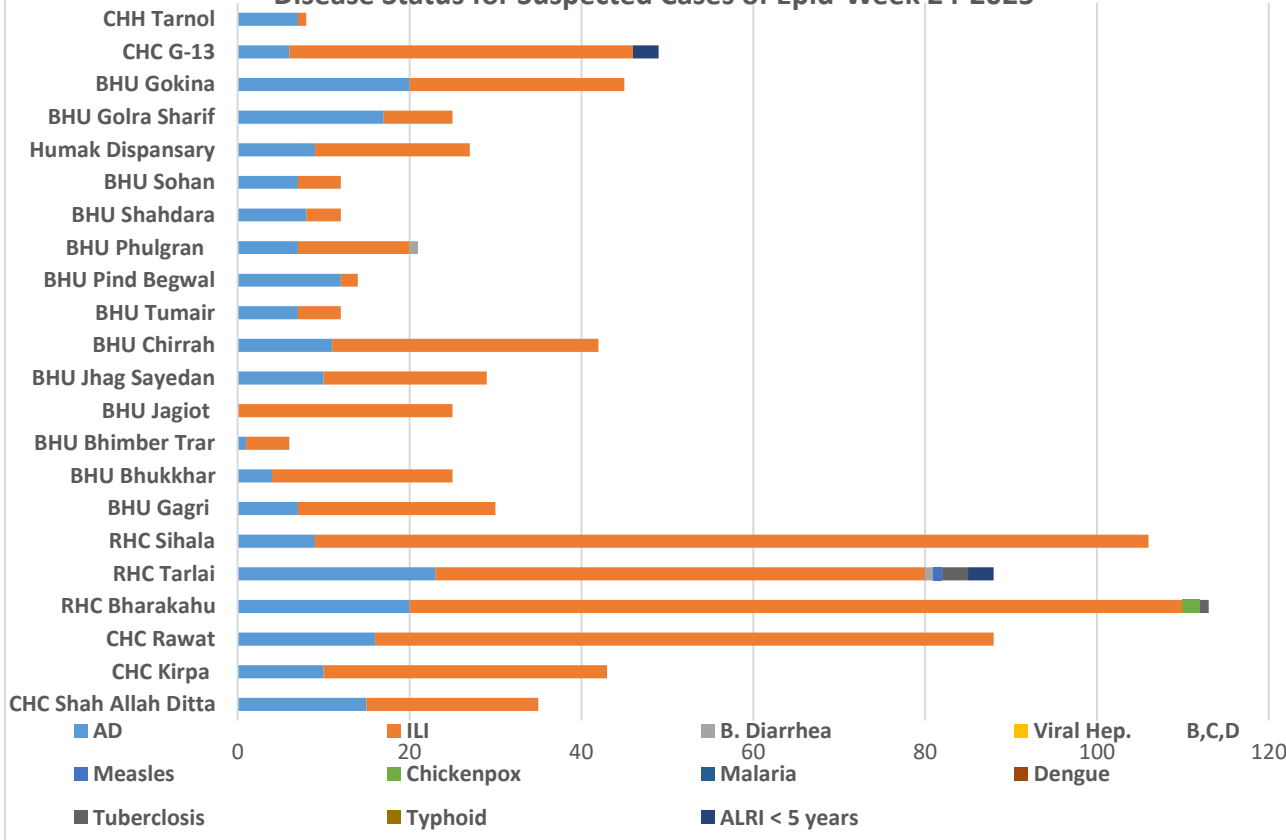


Figure 2: In week 24-2025, ILI has the upper trend with 624 cases followed by acute diarrhea (non-cholera) 240 cases.



Ministry of National Health Services,
Regulation and Coordination,
Government of Pakistan



Ministry of National Health Services Regulations and Coordination



Most frequently reported cases during epid week 13-2025 to 24- 2025



	AD	ILI	B. Diarrhea	Malaria	Measles	Viral Hep	Chickenpox	Dengue	Tuberculosis	Typhoid	ALRI < 5 years
week14-2025	147	275	2	0	0	0	1	0	4	0	0
week 15-2025	387	792	2	0	0	1	5	0	5	0	4
week 16-2025	462	741	4	0	0	0	2	0	11	1	5
week 17-2025	576	1026	1	0	0	0	8	0	11	0	2
week 18-2025	511	1015	1	0	1	0	1	0	0	0	0
week 19-2025	454	783	2	0	0	0	0	0	6	0	7
week 20-2025	531	1100	5	0	0	0	11	0	12	0	9
week 21-2025	556	910	5	0	0	0	4	0	3	0	6
week 22-2025	407	841	7	1	1	0	7	0	11	0	9
week 23-2025	404	1139	8	1	0	1	2	0	6	0	4
week 24-2025	240	624	2	0	1	0	2	0	4	0	6

week14-2025 week 15-2025 week 16-2025 week 17-2025 week 18-2025 week 19-2025
week 20-2025 week 21-2025 week 22-2025 week 23-2025 week 24-2025

Figure 3: There is decrease in number of AD (non-Cholera) & decrease in ILI Cases in week 24-2025.

COVID highlight

Sampling Reports May 09th to 15th Jun. 2025

Total Positive	Total Negative	Total Pending	Total Sample Taken
0	0	0	0

Table 3: Showing 0 % positivity rate during epidemiological week 24-2025.



Ministry of National Health Services,
Regulation and Coordination,
Government of Pakistan



Office of the District Health Officer
ISLAMABAD



Dengue Situation Report



OFFICE OF THE DISTRICT HEALTH OFFICER ISLAMABAD, ICT ACTIVITY REPORT OF DENGUE POSITIVE CASES, ADMITTED IN ISLAMABAD RELEASED ON 19 JUNE 2025 (DATA FROM 1 JANUARY TO 19 JUNE 2025, 3:00 PM)

A. Patients Count

New Patients in Last 24 Hour	Rural Area Patients		Urban Area Patients		Total Patients in Islamabad	Registration of patients from other districts in ISB	Wrong address, Number & duplicate
	Last 24 Hour	Total cases	Last 24 Hour	Total cases			
0	0	3	0	1	4	0	0

B. Hospital Admission

S. No	Name of Hospital	Last 24-Hour Patients	Total Patients	Deaths	
				Number	UC/Sector
1	PAKISTAN INSTITUTE OF MEDICAL SCIENCES (PIMS)	0	0	0	
2	FG POLY CLINIC HOSPITAL	0	0	0	
3	CAPITAL HOSPITAL	0	0	0	
4	FEDERAL GENERAL HOSPITAL	0	0	0	
5	B.B HOSPITAL (RWP)	0	0	0	
6	HOLY FAMILY HOSPITAL (RWP)	0	3	0	
7	DHQ HOSPITALS (RWP)	0	0	0	
8	PRIVATE LABORATORY/Others	0	1	0	
Total		0	4	0	

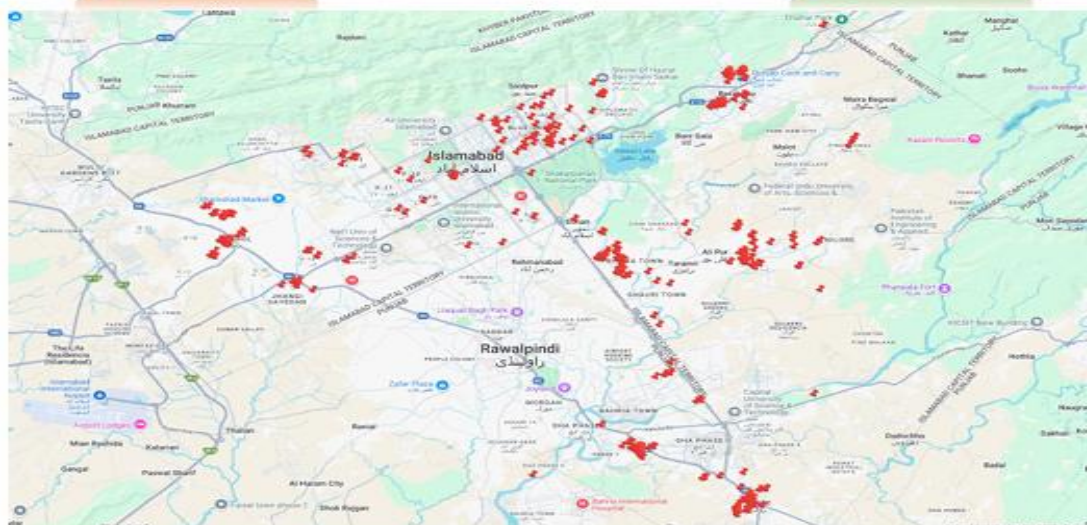
C. Response by Teams

Rural							Urban						
Cases response in rural			Action taken in rural limits				Case response in urban			Action taken in urban limits			
Total cases	Responded in 24 Hr	Total case responded	IRS 24 Hour	Total IRS	Fogging 24 Hour	Total Fogging	Total cases	Responded in 24 Hr	Total case responded	IRS 24 Hour	Total IRS	Fogging 24 Hour	Total Fogging
3	0	3	0	15	0	138	1	0	1	0	25	0	50

Dengue Larvae identification in Islamabad 1 to 19 June 2025

Positive Larvae
635

Negative Larvae
200





Ministry of National Health Services,
Regulation and Coordination,
Government of Pakistan



Ministry of National Health Services Regulations and Coordination



WHO

Clinical Snapshots from Health Facilities

