



Ministry of National Health Services,
Regulation and Coordination,
Government of Pakistan



Ministry of National Health Services Regulations and Coordination
.....



Weekly Epidemiological Bulletin

Integrated Disease Surveillance and response system

Islamabad week 25-2025 (16 Jun 2025 – 22 Jun, 2025)

Highlight

Table 1: District most frequently suspected cases reported during Epidemiological week-25

Disease	AD	ILI	B. Diarrhea	Measles	Chick enpox	Viral Hep B C & D	Malaria	Tuberculosis	ALRI < 5 years
CHC Shah Allah Ditta	10	11							
CHC Kirpa	06	62							
CHC Rawat	65	208							
RHC Bhara kahu	37	119			05				
RHC Tarlai	32	63	02						
RHC Sihala	17	74							
BHU Gagri	12	22							
BHU Bhukkhar	12	09							
BHU Bhimber Trar	02	08							
BHU Jagiot	0	11							
BHU Jhang Syedan	15	27							
BHU Chirrah	17	42							
BHU Tumair	05	05							
BHU Pind Begwal	13	22							
BHU Phulgran	11	29		01	01				
BHU Shahdara	12	09							
BHU Sohan	09	04							
Humak Dispensary	06	13							
BHU Golra Sharif	15	05							
BHU Gokina	10	20							
CHC G-13	10	25			02				04
CHH Tarnol	09	07							



Ministry of National Health Services,
Regulation and Coordination,
Government of Pakistan



Ministry of National Health Services Regulations and Coordination
.....



Table 2: Showing week 23-2025 to 25-2025 IDSR –SITUATION REPORT

S No.		Week 23	Week 24	Week 25
1	Number of sites Reported	22	22	22
2	Influenza like Illness	1139	624	799
3	AD (non-Cholera)	404	240	330
4	Bloody Diarrhea	08	02	02
5	Chickenpox/Varicella	02	02	08
6	Malaria	01	0	0
7	ALRI < 5 years	04	06	05
8	Measles	0	01	01
9	Typhoid	0	0	0
10	Dengue	0	0	0



Ministry of National Health Services,
Regulation and Coordination,
Government of Pakistan



Ministry of National Health Services Regulations and Coordination
.....



Week wise case report of AD & ILI, ICT

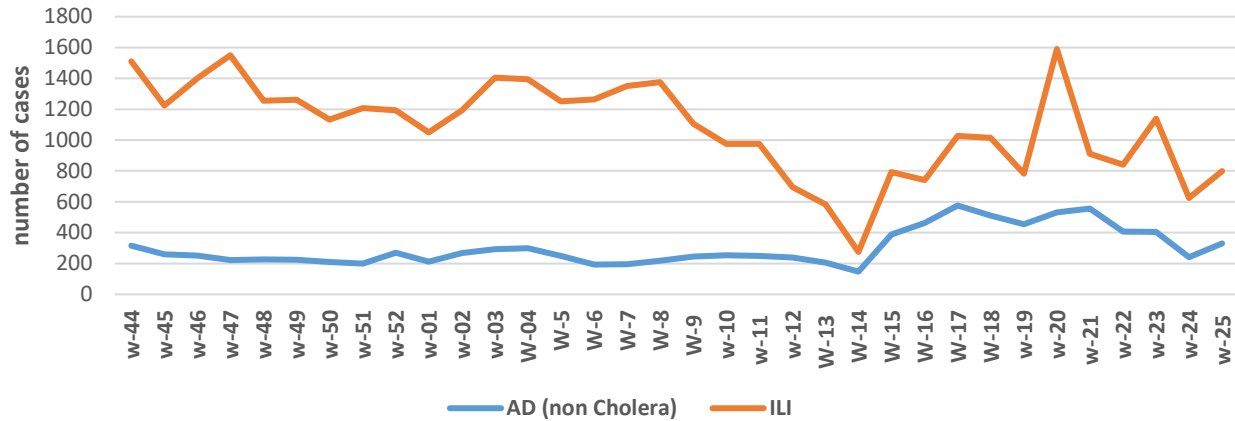


Figure 1: In week 25-2025, disease trends of ILI and acute diarrhea (non-cholera).

Disease Status for Suspected Cases of Epid-Week 25-2025

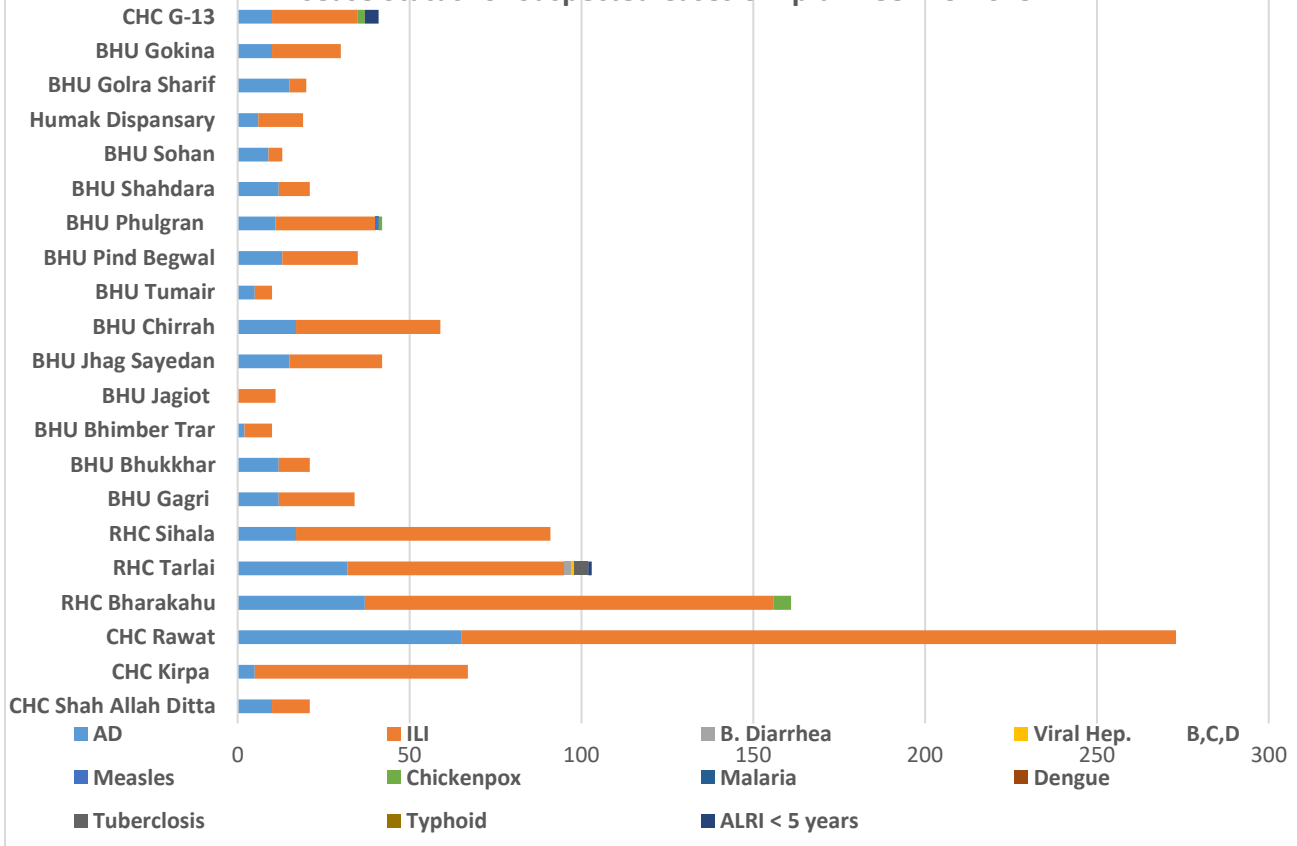


Figure 2: In week 25-2025, ILI has the upper trend with 799 cases followed by acute diarrhea (non-cholera) 330 cases.



Ministry of National Health Services,
Regulation and Coordination,
Government of Pakistan



Ministry of National Health Services Regulations and Coordination



Most frequently reported cases during epid week 13-2025 to 23- 2025

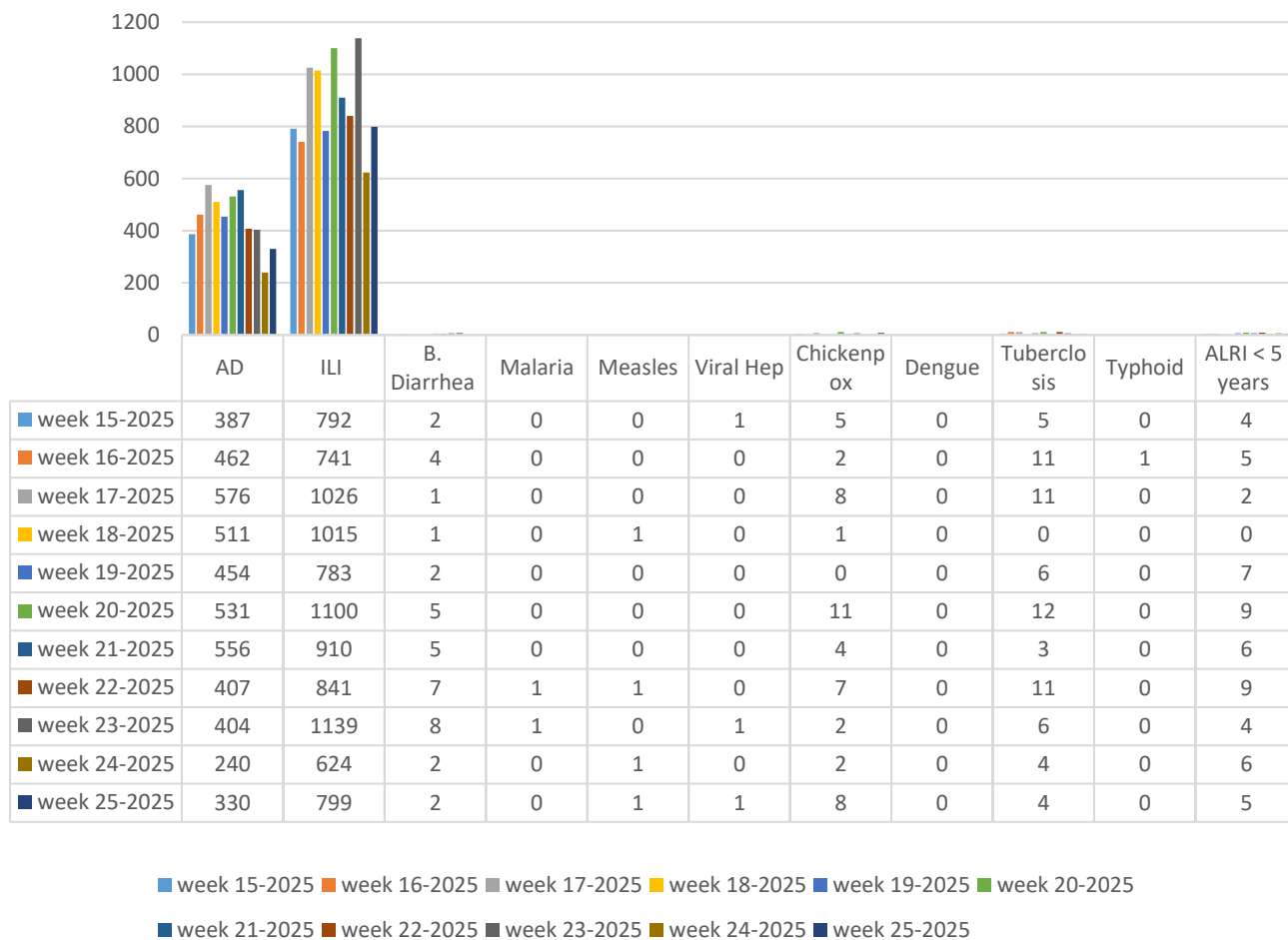


Figure 3: There is increase in number of AD (non-Cholera) & ILI Cases in week 25-2025.

COVID highlight

Sampling Reports May 16th to 22nd Jun. 2025

Total Positive	Total Negative	Total Pending	Total Sample Taken
0	0	0	0

Table 3: Showing 0 % positivity rate during epidemiological week 25-2025.



Ministry of National Health Services,
Regulation and Coordination,
Government of Pakistan



Ministry of National Health Services Regulation and Coordination



Dengue Situation Report



OFFICE OF THE DISTRICT HEALTH OFFICER ISLAMABAD, ICT ACTIVITY REPORT OF DENGUE POSITIVE CASES, ADMITTED IN ISLAMABAD RELEASED ON 19 JUNE 2025 (DATA FROM 1 JANUARY TO 19 JUNE 2025, 3:00 PM)

A. Patients Count

New Patients in Last 24 Hour	Rural Area Patients		Urban Area Patients		Total Patients in Islamabad	Registration of patients from other districts in ISB	Wrong address, Number & duplicate
	Last 24 Hour	Total cases	Last 24 Hour	Total cases			
0	0	3	0	1	4	0	0

B. Hospital Admission

S. No	Name of Hospital	Last 24-Hour Patients	Total Patients	Deaths	
				Number	UC/Sector
1	PAKISTAN INSTITUTE OF MEDICAL SCIENCES (PIMS)	0	0	0	
2	FG POLY CLINIC HOSPITAL	0	0	0	
3	CAPITAL HOSPITAL	0	0	0	
4	FEDERAL GENERAL HOSPITAL	0	0	0	
5	B.B HOSPITAL (RWP)	0	0	0	
6	HOLY FAMILY HOSPITAL (RWP)	0	3	0	
7	DHQ HOSPITALS (RWP)	0	0	0	
8	PRIVATE LABORATORY/Others	0	1	0	
Total		0	4	0	

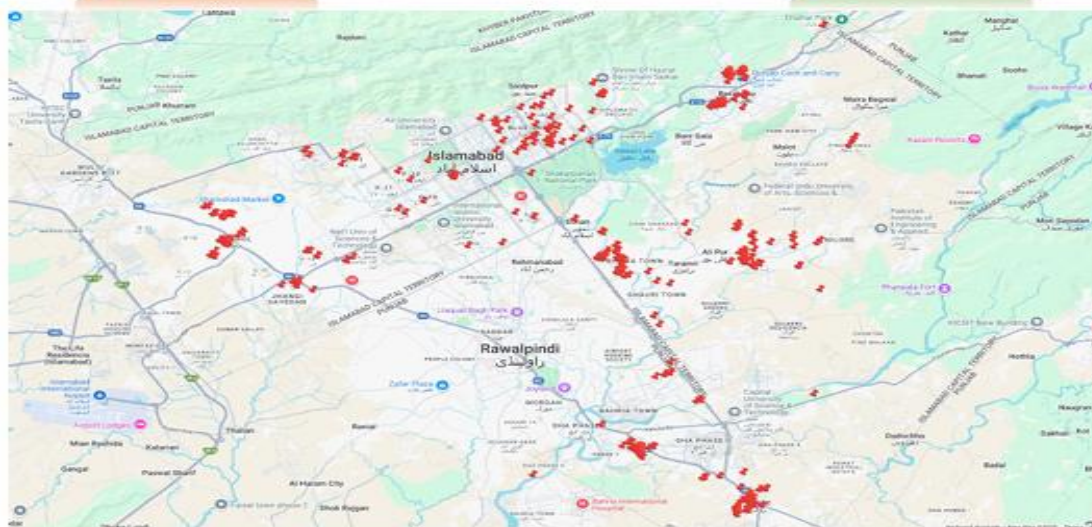
C. Response by Teams

Rural							Urban						
Cases response in rural			Action taken in rural limits				Case response in urban			Action taken in urban limits			
Total cases	Responded in 24 Hr	Total case responded	IRS 24 Hour	Total IRS	Fogging 24 Hour	Total Fogging	Total cases	Responded in 24 Hr	Total case responded	IRS 24 Hour	Total IRS	Fogging 24 Hour	Total Fogging
3	0	3	0	15	0	138	1	0	1	0	25	0	50

Dengue Larvae identification in Islamabad 1 to 19 June 2025

Positive Larvae
635

Negative Larvae
200





Ministry of National Health Services,
Regulation and Coordination,
Government of Pakistan



Ministry of National Health Services Regulations and Coordination
.....



Clinical Snapshots from Health Facilities





Ministry of National Health Services,
Regulation and Coordination,
Government of Pakistan



Ministry of National Health Services Regulations and Coordination
.....



Mobile Service Unit Activities of Health Department ICT

