



Ministry of National Health Services,
Regulation and Coordination,
Government of Pakistan



Ministry of National Health Services Regulations and Coordination
.....



Weekly Epidemiological Bulletin

Integrated Disease Surveillance and response system

Islamabad week 26-2025 (23 Jun 2025 – 29 Jun, 2025)

Highlight

Table 1: District most frequently suspected cases reported during Epidemiological week-26

Disease	AD	ILI	B. Diarrhea	Measles	Chick enpox	Viral Hep B C & D	Malaria	Tuberculosis	ALRI < 5 years
CHC Shah Allah Ditta	23	25							
CHC Kirpa	12	36							
CHC Rawat	26	70							
RHC Bhara kahu	40	133			03				
RHC Tarlai	36	33	03	01		01			
RHC Sihala	16	97							
BHU Gagri	11	20							
BHU Bhukkhar	29	06							
BHU Bhimber Trar	02	01							
BHU Jagiot	07	0							
BHU Jhang Syedan	08	30							
BHU Chirrah	16	22							
BHU Tumair	09	07							
BHU Pind Begwal	09	16							
BHU Phulgran	16	21							
BHU Shahdara	03	06							
BHU Sohan	11	05							
Humak Dispensary	06	15							
BHU Golra Sharif	19	13			01				
BHU Gokina	05	20							
CHC G-13	05	19							02
CHH Tarnol	14	04							



Ministry of National Health Services,
Regulation and Coordination,
Government of Pakistan



Ministry of National Health Services Regulations and Coordination
.....



Table 2: Showing week 24-2025 to 26-2025 IDSR –SITUATION REPORT

S No.		Week 24	Week 25	Week 26
1	Number of sites Reported	22	22	22
2	Influenza like Illness	624	799	602
3	AD (non-Cholera)	240	330	329
4	Bloody Diarrhea	02	02	03
5	Chickenpox/Varicella	02	08	04
6	Malaria	0	0	0
7	ALRI < 5 years	06	05	02
8	Measles	01	01	0
9	Typhoid	0	0	0
10	Dengue	0	0	0



Ministry of National Health Services,
Regulation and Coordination,
Government of Pakistan



Ministry of National Health Services Regulations and Coordination



Week wise case report of AD & ILI, ICT

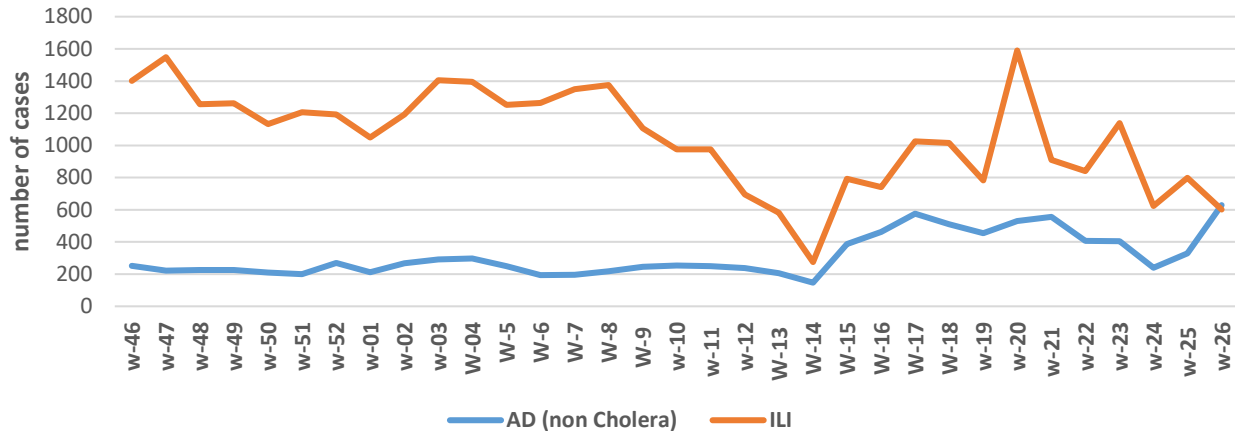


Figure 1: In week 26-2025, disease trends of ILI and acute diarrhea (non-cholera).

Disease Status for Suspected Cases of Epid-Week 26-2025

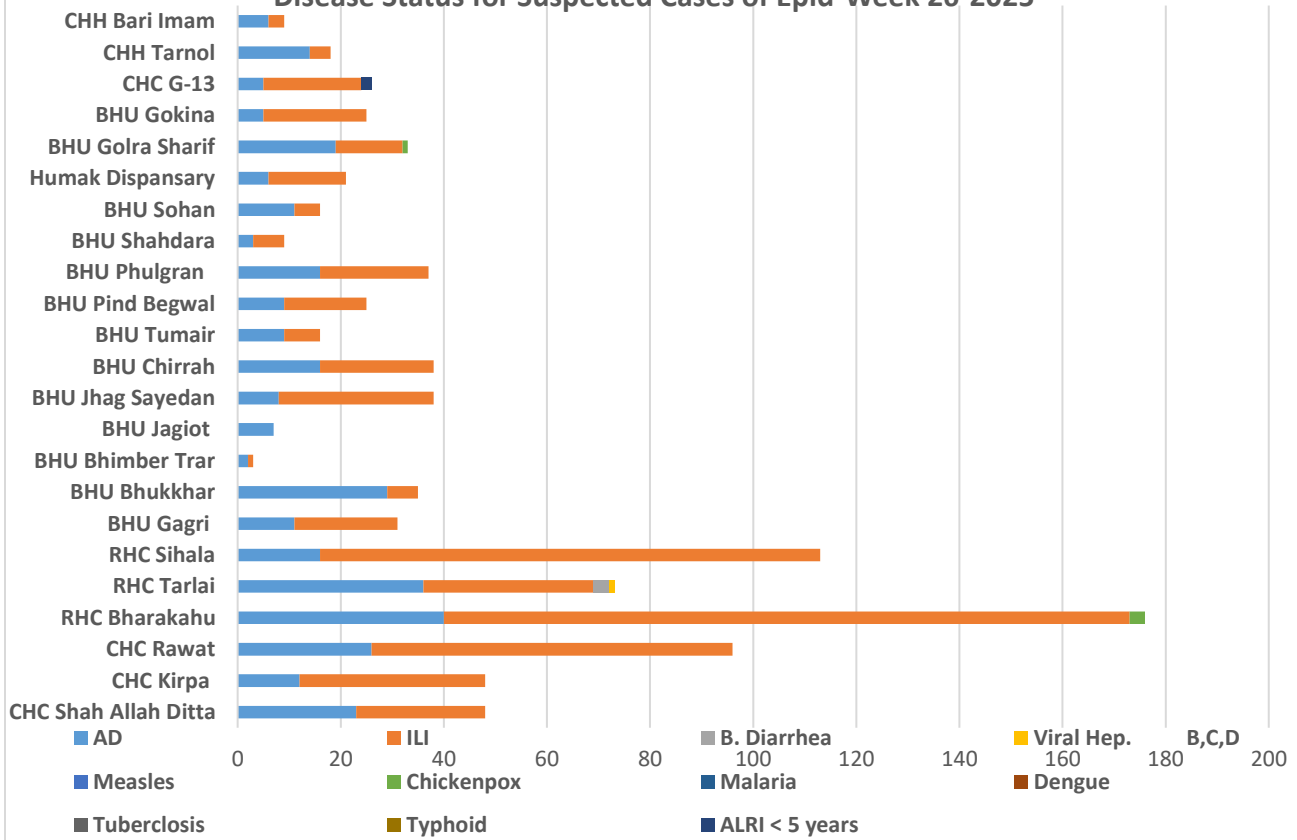


Figure 2: In week 26-2025, ILI has the upper trend with 602 cases followed by acute diarrhea (non-cholera) 329 cases.



Ministry of National Health Services,
Regulation and Coordination,
Government of Pakistan



Ministry of National Health Services Regulations and Coordination



Most frequently reported cases during epid week 16-2025 to 26- 2025

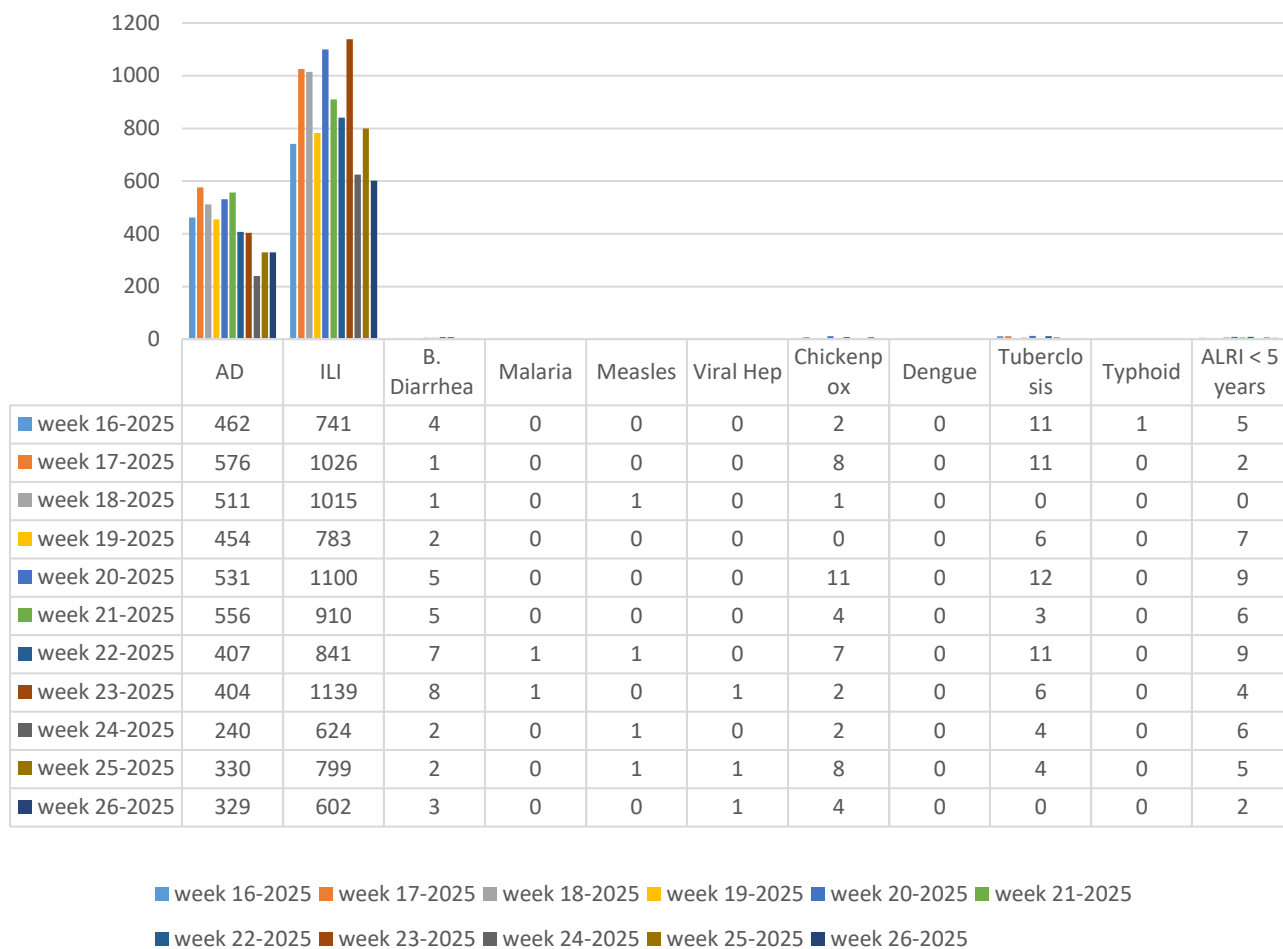


Figure 3: There is Decrease in number of AD (non-Cholera) & Decrease in ILI Cases in week 26-2025.

COVID highlight

Sampling Reports May 23th to 29nd Jun. 2025

Total Positive	Total Negative	Total Pending	Total Sample Taken
0	0	0	0

Table 3: Showing 0 % positivity rate during epidemiological week 26-2025.



Ministry of National Health Services,
Regulation and Coordination,
Government of Pakistan



Office of the District Health Officer
ISLAMABAD



Dengue Situation Report



OFFICE OF THE DISTRICT HEALTH OFFICER ISLAMABAD, ICT ACTIVITY REPORT OF DENGUE POSITIVE CASES, ADMITTED IN ISLAMABAD RELEASED ON 30 JUNE 2025 (DATA FROM 1 JANUARY TO 30 JUNE 2025, 3:00 PM)

A. Patients Count

New Patients in Last 24 Hour	Rural Area Patients		Urban Area Patients		Total Patients in Islamabad	Registration of patients from other districts in ISB	Wrong address, Number & duplicate
	Last 24 Hour	Total cases	Last 24 Hour	Total cases			
0	0	5	0	1	6	0	0

B. Hospital Admission

S. No	Name of Hospital	Last 24-Hour Patients	Total Patients	Deaths	
				Number	UC/Sector
1	PAKISTAN INSTITUTE OF MEDICAL SCIENCES (PIMS)	0	0	0	
2	FG POLY CLINIC HOSPITAL	0	0	0	
3	CAPITAL HOSPITAL	0	0	0	
4	FEDERAL GENERAL HOSPITAL	0	0	0	
5	B.B HOSPITAL (RWP)	0	0	0	
6	HOLY FAMILY HOSPITAL (RWP)	0	5	0	
7	DHQ HOSPITALS (RWP)	0	0	0	
8	PRIVATE LABORATORY/Others	0	1	0	
Total		0	6	0	

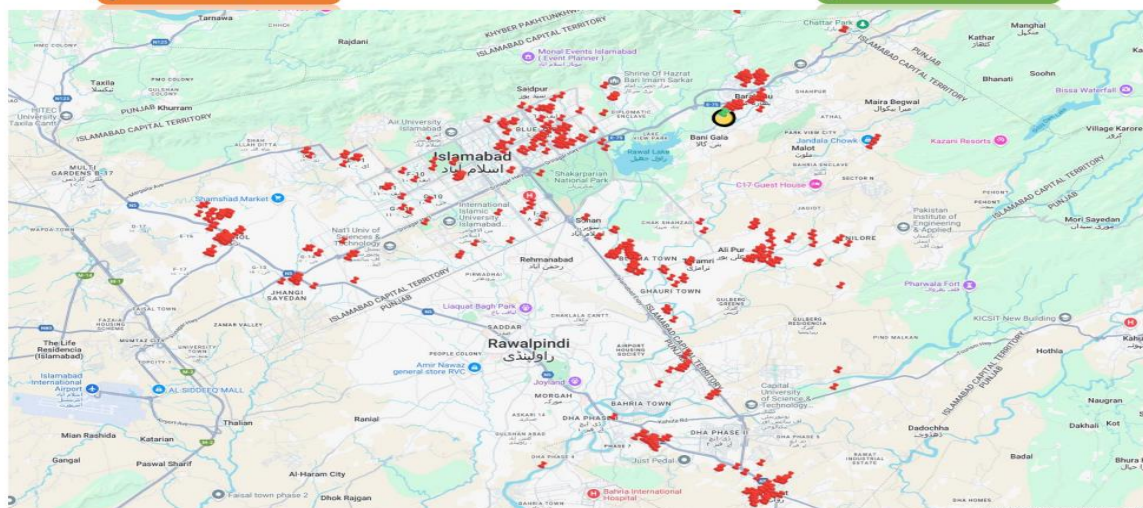
C. Response by Teams

Rural							Urban						
Cases response in rural			Action taken in rural limits				Case response in urban			Action taken in urban limits			
Total cases	Responded in 24 Hr	Total case responded	IRS 24 Hour	Total IRS	Fogging 24 Hour	Total Fogging	Total cases	Responded in 24 Hr	Total case responded	IRS 24 Hour	Total IRS	Fogging 24 Hour	Total Fogging
5	0	5	0	40	0	138	1	0	1	0	25	0	50

Dengue Larvae identification in Islamabad 1 to 30 June 2025

Positive Larvae
855

Negative Larvae
292





Ministry of National Health Services,
Regulation and Coordination,
Government of Pakistan



Ministry of National Health Services Regulations and Coordination
.....



Clinical Snapshots from Health Facilities





Ministry of National Health Services,
Regulation and Coordination,
Government of Pakistan



Ministry of National Health Services Regulations and Coordination



Surveillance Activities





Ministry of National Health Services,
Regulation and Coordination,
Government of Pakistan



Ministry of National Health Services Regulation and Coordination



یونیسف
پہنچے گئے

Gavi
The Vaccine Alliance

پاکستان
پولیو
پروگرام

PAKISTAN
POLIO
ERADICATION
PROGRAMME

وزارت صحت
حکومت پاکستان

زیروسے پیرو

مکمل کورس، صحت مند زندگی

5 سال تک کے بچوں کو 12 جان لیوا بیماریوں سے بچانے کے لیے مفت حفاظتی ٹیکوں کا کورس مکمل کروائیں

صحت مند زندگی
HELPLINE
1166

یونیسف
پہنچے گئے

Gavi
The Vaccine Alliance

پاکستان
پولیو
پروگرام

PAKISTAN
POLIO
ERADICATION
PROGRAMME

وزارت صحت
حکومت پاکستان

زیروسے پیرو

مکمل کورس، صحت مند زندگی

5 سال تک کے بچوں کو 12 جان لیوا بیماریوں سے بچانے کے لیے مفت حفاظتی ٹیکوں کا کورس مکمل کروائیں

صحت مند زندگی
HELPLINE
1166